



Western Nebraska  
Community College

# 10-DAY ENROLLMENT REPORT SPRING 2021

Office of the Registrar

1601 E. 27<sup>th</sup> Street

Scottsbluff, NE 69361

p 308.635.6013

p 800.348.4435

f 308.635.6732

[wncc.edu](http://wncc.edu)



## TABLE OF CONTENTS

<b>PAGE TITLE</b>	<b>PAGE NUMBER</b>
SPRING 2021 ENROLLMENT BY LOCATION .....	1
SPRING 2021 BREAKDOWN OF FULL-TIME AND PART-TIME DEGREE-SEEKING STUDENTS .....	2
FALL 2020 TO SPRING 2021 RETENTION .....	3
SPRING 2021 – GENDER AND AGE BREAKDOWN .....	4
SPRING 2021 ETHNIC BREAKDOWN .....	5
END OF SPRING ENROLLMENT PERSPECTIVE, 2010 – 2020 .....	6
STUDENT ANALYSIS BY COUNTY RESIDENCE – SPRING 2021 .....	7
STUDENT ANALYSIS BY COUNTY RESIDENCE CHART – SPRING 2021.....	8
STUDENT ANALYSIS BY ACADEMIC AREAS OF EMPHASIS – SPRING 2021 .....	9
STUDENT ANALYSIS BY TECHNICAL AREAS OF EMPHASIS – SPRING 2021.....	10
SPRING 2021 FTE PERSPECTIVE.....	11

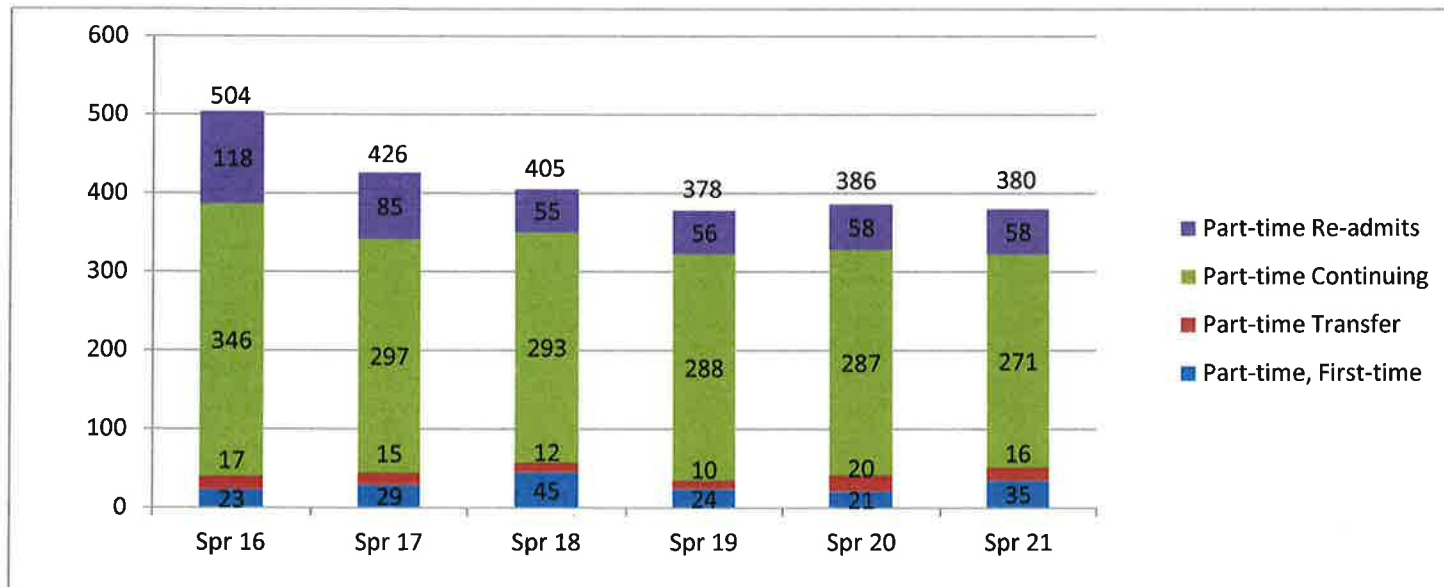
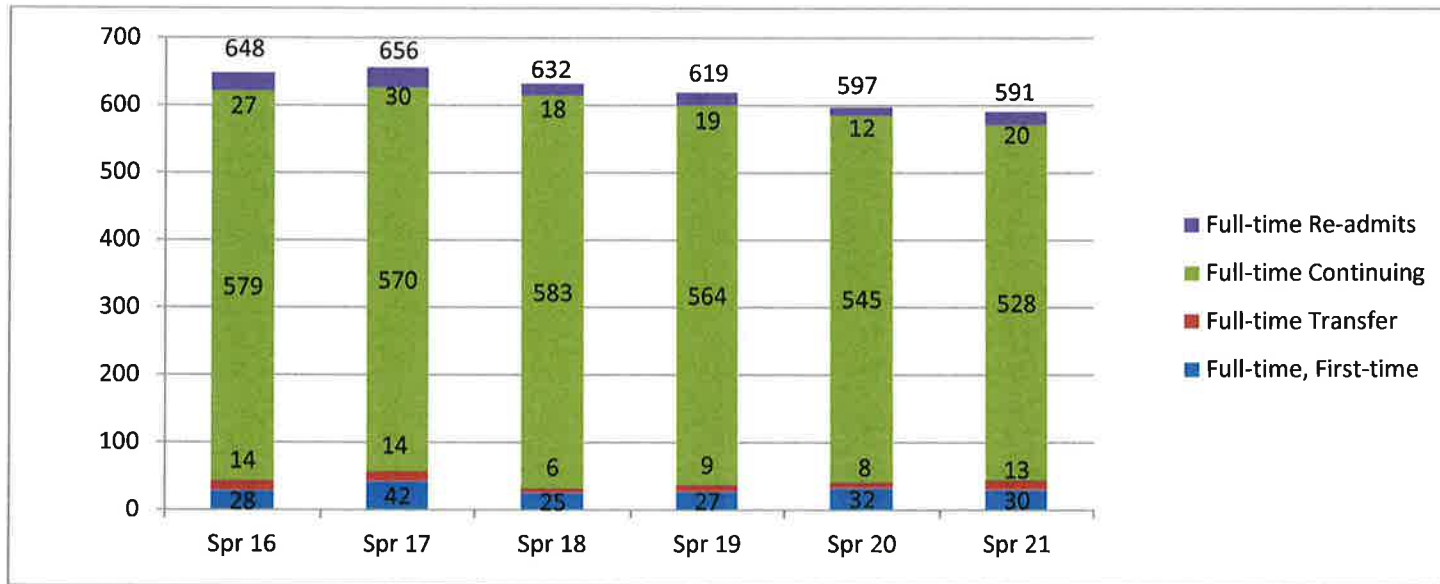


**WESTERN NEBRASKA COMMUNITY COLLEGE**  
**SPRING 2021 ENROLLMENT BY LOCATION - 7 YEAR COMPARISON OF 10-DAY COUNTS**  
 January 29, 2021

<b>Enrollment Type &amp; Location</b>	<b>Spring 2015</b>	<b>Spring 2016</b>	<b>Spring 2017</b>	<b>Spring 2018</b>	<b>Spring 2019</b>	<b>Spring 2020</b>	<b>Spring 2021</b>
Full-time Scottsbluff	570	542	534	501	503	509	459
Full-time Sidney	67	62	66	57	57	53	48
Full-time Alliance	43	40	37	50	39	34	43
Online Full-time	30	27	46	46	41	30	73
Business & Comm Educ	0	0	0	0	0	0	0
<b>Total Full-Time*</b>	<b>710</b>	<b>671</b>	<b>683</b>	<b>654</b>	<b>640</b>	<b>626</b>	<b>623</b>
Part-time Scottsbluff	471	490	573	527	494	519	447
Part-time Sidney	72	75	70	72	87	90	84
Part-time Alliance	88	92	114	132	143	100	98
Online Part-time	169	154	175	215	182	167	248
Business & Comm Educ	46	61	31	6	0	0	0
<b>Total Part-Time*</b>	<b>846</b>	<b>872</b>	<b>963</b>	<b>952</b>	<b>906</b>	<b>876</b>	<b>877</b>
Total Scottsbluff	1041	1032	1107	1028	997	1028	906
Total Sidney	139	137	136	129	144	143	132
Total Alliance	131	132	151	182	182	134	141
Total Online	199	181	221	261	223	197	321
Business & Comm Educ	46	61	31	6	0	0	0
<b>Total FT &amp; PT*</b>	<b>1556</b>	<b>1543</b>	<b>1646</b>	<b>1606</b>	<b>1546</b>	<b>1502</b>	<b>1500</b>
Credit Hours Scottsbluff	9484.5	9317.0	9239.0	8625.5	8979.0	8675.0	7566.0
Credit Hours Sidney	1187.5	1145.0	1072.5	1047.0	1078.0	1125.5	898.0
Credit Hours Alliance	952.0	997.0	992.5	1490.0	1338.0	1155.0	1067.0
Credit Hours Online	2797.0	2534.0	3118.0	3202.0	3025.0	3255.0	4294.0
Business & Comm Educ	352.0	398.0	466.0	161.0	0.0	0.0	0.0
<b>Total Credit Hours</b>	<b>14773.0</b>	<b>14391.0</b>	<b>14888.0</b>	<b>14525.5</b>	<b>14420.0</b>	<b>14210.5</b>	<b>13825.0</b>

Note: The credit hour distribution is based on where the classes are taught and not where students reside. For example, a student may be attending full-time in Scottsbluff but may have 6 credit hours in "live" classes and six credit hours online. He will be counted as a full-time student in Scottsbluff, but in the credit hour distribution, six will be counted in Scottsbluff and six counted as online.

**Breakdown of Full-time and Part-time, Degree-Seeking Students -  
First-time, Transfer, and Continuing  
(Six-Year Comparison)**



Fall 2020 to Spring 2021 Retention

Fall 2020										Restricted		Unrestricted	
Degree-Seeking	Campus	Fall 2019	Dec Grads	Ret FT	Ret PT	Ret Total	Ret %	Rem	Transf	Outst Bal	Acad Susp	Num	GPA < 2.0
Full-time, First-Time	Alliance	20	0	18	0	18	90.0%	2	0	1	0	1	0
	Scottsbluff	216	0	158	17	175	81.0%	41	1	15	0	25	20
	Sidney	21	0	12	2	14	66.7%	7	1	3	0	3	3
	Online	5	0	1	1	2	40.0%	3	0	3	0	0	0
	<b>Total</b>	<b>262</b>	<b>0</b>	<b>189</b>	<b>20</b>	<b>209</b>	<b>79.8%</b>	<b>53</b>	<b>2</b>	<b>22</b>	<b>0</b>	<b>29</b>	<b>23</b>
Full-Time, Transfer	Alliance	2	0	2	0	2	100.0%	0	0	0	0	0	0
	Scottsbluff	33	0	23	2	25	75.8%	8	1	4	0	3	0
	Sidney	4	0	4	0	4	100.0%	0	0	0	0	0	0
	Online	2	0	1	1	2	100.0%	0	0	0	0	0	0
	<b>Total</b>	<b>41</b>	<b>0</b>	<b>30</b>	<b>3</b>	<b>33</b>	<b>80.5%</b>	<b>8</b>	<b>1</b>	<b>4</b>	<b>0</b>	<b>3</b>	<b>0</b>
Full-Time, Continuing	Alliance	25	0	16	6	22	88.0%	3	0	1	0	2	1
	Scottsbluff	272	4	196	37	237	87.1%	35	5	9	6	15	2
	Sidney	27	0	22	5	27	100.0%	0	0	0	0	0	0
	Online	42	2	23	9	34	81.0%	8	2	1	0	5	0
	<b>Total</b>	<b>366</b>	<b>6</b>	<b>257</b>	<b>57</b>	<b>320</b>	<b>87.4%</b>	<b>46</b>	<b>7</b>	<b>11</b>	<b>6</b>	<b>22</b>	<b>3</b>
<b>Full-Time Total</b>	<b>All Sites</b>	<b>669</b>	<b>6</b>	<b>476</b>	<b>80</b>	<b>562</b>	<b>84.0%</b>	<b>107</b>	<b>10</b>	<b>37</b>	<b>6</b>	<b>54</b>	<b>26</b>
Part-time, First-time	Alliance	5	0	1	1	2	40.0%	3	0	1	0	2	0
	Scottsbluff	38	0	6	9	15	39.5%	23	0	15	0	8	3
	Sidney	6	0	0	1	1	16.7%	5	0	2	0	3	0
	Online	8	0	2	0	2	25.0%	6	0	1	0	5	2
	<b>Total</b>	<b>57</b>	<b>0</b>	<b>9</b>	<b>11</b>	<b>20</b>	<b>35.1%</b>	<b>37</b>	<b>0</b>	<b>19</b>	<b>0</b>	<b>18</b>	<b>5</b>
Part-time, Transfer	Alliance	3	0	1	1	2	66.7%	1	0	0	0	1	0
	Scottsbluff	16	0	2	9	11	68.8%	5	0	1	0	4	1
	Sidney	0	0	0	0	0	100.0%	0	0	0	0	0	0
	Online	6	0	2	1	3	50.0%	3	1	0	0	2	0
	<b>Total</b>	<b>25</b>	<b>0</b>	<b>5</b>	<b>11</b>	<b>16</b>	<b>64.0%</b>	<b>9</b>	<b>1</b>	<b>1</b>	<b>0</b>	<b>7</b>	<b>1</b>
Part-time, Continuing	Alliance	15	0	0	14	14	93.3%	1	0	0	0	1	0
	Scottsbluff	151	1	16	71	88	58.3%	63	4	19	2	38	10
	Sidney	22	0	2	10	12	54.5%	10	0	1	2	7	1
	Online	124	6	6	64	76	61.3%	48	4	12	0	32	5
	<b>Total</b>	<b>312</b>	<b>7</b>	<b>24</b>	<b>159</b>	<b>216</b>	<b>69.2%</b>	<b>122</b>	<b>8</b>	<b>32</b>	<b>4</b>	<b>78</b>	<b>16</b>
<b>Part-Time Total</b>	<b>All Sites</b>	<b>394</b>	<b>7</b>	<b>38</b>	<b>181</b>	<b>226</b>	<b>57.4%</b>	<b>168</b>	<b>9</b>	<b>52</b>	<b>4</b>	<b>103</b>	<b>22</b>
<b>GRAND TOTAL</b>	<b>All Sites</b>	<b>1063</b>	<b>13</b>	<b>514</b>	<b>261</b>	<b>788</b>	<b>74.1%</b>	<b>275</b>	<b>19</b>	<b>89</b>	<b>10</b>	<b>157</b>	<b>48</b>

**WESTERN NEBRASKA COMMUNITY COLLEGE**  
**Spring 2021 - Gender and Age Breakdown**  
**Four-Year Comparison**

	Spring 2018	Pct	Spring 2019	Pct	Spring 2020	Pct	Spring 2021	Pct
<b>Male FT</b>	298	45.6%	286	44.7%	280	44.7%	258	41.4%
<b>Female FT</b>	356	54.4%	354	55.3%	346	55.3%	365	58.6%
<b>Total FT</b>	654	100.0%	640	100.0%	626	100.0%	623	100.0%
<b>Male PT</b>	324	34.0%	288	31.8%	280	32.0%	307	35.0%
<b>Female PT</b>	628	66.0%	618	68.2%	596	68.0%	570	65.0%
<b>Total PT</b>	952	100.0%	906	100.0%	876	100.0%	877	100.0%
<b>Average Age</b>								
<b>FT</b>	23.5		22.5		22.5		23.0	
<b>PT</b>	24.2		24.0		23.8		23.5	
<b>Age Group:</b>								
<b>&lt; 18</b>	314	19.6%	312	20.2%	284	18.9%	322	21.5%
<b>18 - 24</b>	843	52.5%	811	52.5%	820	54.6%	763	50.9%
<b>25 - 30</b>	154	9.6%	168	10.9%	165	11.0%	162	10.8%
<b>31 - 40</b>	162	10.1%	141	9.1%	133	8.9%	151	10.1%
<b>41 - 50</b>	83	5.2%	76	4.9%	64	4.3%	66	4.4%
<b>51 - 60</b>	33	2.1%	27	1.7%	24	1.6%	23	1.5%
<b>&gt; 60</b>	17	1.1%	11	0.7%	12	0.8%	13	0.9%
<b>Subtotal</b>	1606	100.0%	1546	100.0%	1502	100.0%	1500	100.0%
<b>No response</b>	0		0		0		0	
<b>Total</b>	1606		1546		1502		1500	

**WESTERN NEBRASKA COMMUNITY COLLEGE**  
**Spring 2021 - Ethnic Breakdown - Four-year Comparison**

Full-time	Spring 2018	Pct	Spring 2019	Pct	Spring 2020	Pct	Spring 2021	Pct
White, Caucasian	375	58.5%	355	56.5%	342	55.3%	349	57.0%
Native American	7	1.1%	8	1.3%	13	2.1%	13	2.1%
Hispanic	140	21.8%	145	23.1%	158	25.6%	169	27.6%
Asian	7	1.1%	10	1.6%	10	1.6%	17	2.8%
Black	33	5.1%	28	4.5%	28	4.5%	21	3.4%
Hawaiian/ Other PI	6	0.9%	10	1.6%	3	0.5%	1	0.2%
International	73	11.4%	72	11.5%	64	10.4%	42	6.9%
<b>Subtotal</b>	<b>641</b>	<b>100.0%</b>	<b>628</b>	<b>100.0%</b>	<b>618</b>	<b>100.0%</b>	<b>612</b>	<b>100.0%</b>
No Response	13		12		8		11	
<b>TOTAL</b>	<b>654</b>		<b>640</b>		<b>626</b>		<b>623</b>	

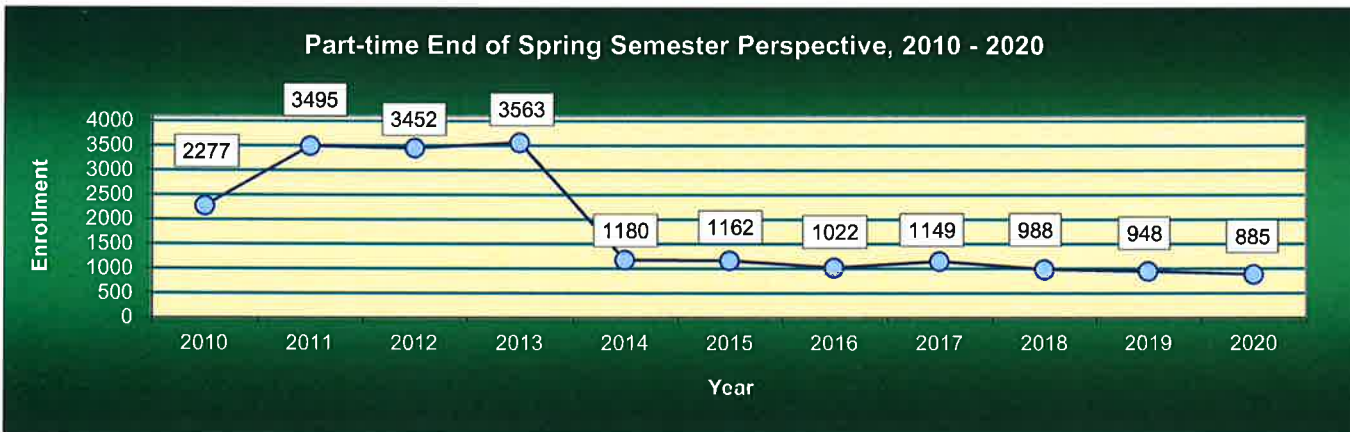
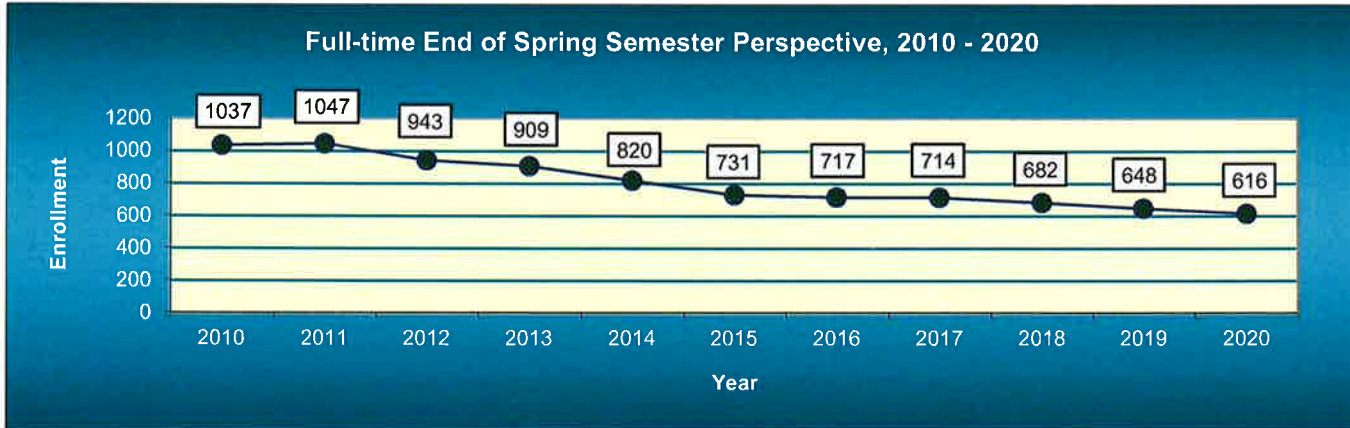
Part-time	Spring 2018	Pct	Spring 2019	Pct	Spring 2020	Pct	Spring 2021	Pct
White, Caucasian	677	72.9%	649	73.7%	590	70.2%	574	68.7%
Native American	15	1.6%	14	1.6%	15	1.8%	28	3.3%
Hispanic	205	22.1%	183	20.8%	211	25.1%	197	23.6%
Asian	12	1.3%	8	0.9%	14	1.7%	15	1.8%
Black	15	1.6%	14	1.6%	7	0.8%	20	2.4%
Hawaiian/ Other PI	2	0.2%	7	0.8%	1	0.1%	0	0.0%
International	3	0.3%	6	0.7%	3	0.4%	2	0.2%
<b>Subtotal</b>	<b>929</b>	<b>100.0%</b>	<b>881</b>	<b>100.0%</b>	<b>841</b>	<b>100.0%</b>	<b>836</b>	<b>100.0%</b>
No Response	23		25		35		41	
<b>TOTAL</b>	<b>952</b>		<b>906</b>		<b>876</b>		<b>877</b>	

FT and PT	Spring 2018	Pct	Spring 2019	Pct	Spring 2020	Pct	Spring 2021	Pct
White, Caucasian	1052	67.0%	1004	66.5%	932	63.9%	923	63.7%
Native American	22	1.4%	22	1.5%	28	1.9%	41	2.8%
Hispanic	345	22.0%	328	21.7%	369	25.3%	366	25.3%
Asian	19	1.2%	18	1.2%	24	1.6%	32	2.2%
Black	48	3.1%	42	2.8%	35	2.4%	41	2.8%
Hawaiian/ Other PI	8	0.5%	17	1.1%	4	0.3%	1	0.1%
International	76	4.8%	78	5.2%	67	4.6%	44	3.0%
<b>Subtotal</b>	<b>1570</b>	<b>100.0%</b>	<b>1509</b>	<b>100.0%</b>	<b>1459</b>	<b>100.0%</b>	<b>1448</b>	<b>100.0%</b>
No Response	36		37		43		52	
<b>TOTAL</b>	<b>1606</b>		<b>1546</b>		<b>1502</b>		<b>1500</b>	



**WESTERN NEBRASKA COMMUNITY COLLEGE**  
**End of Spring Semester Enrollment Perspective, 2010-2020**

	2010	2011	2012	2013	2014	2015	2016	2017	2018	2019	2020	2021*
Full-time	1037	1047	943	909	820	731	717	714	682	648	616	631
Part-time	2277	3495	3452	3563	1180	1162	1022	1149	988	948	885	918
<b>Total</b>	<b>3314</b>	<b>4542</b>	<b>4395</b>	<b>4472</b>	<b>2000</b>	<b>1893</b>	<b>1739</b>	<b>1863</b>	<b>1670</b>	<b>1596</b>	<b>1501</b>	<b>1549</b>



\*2021 enrollment figures are a projected end of the semester total.

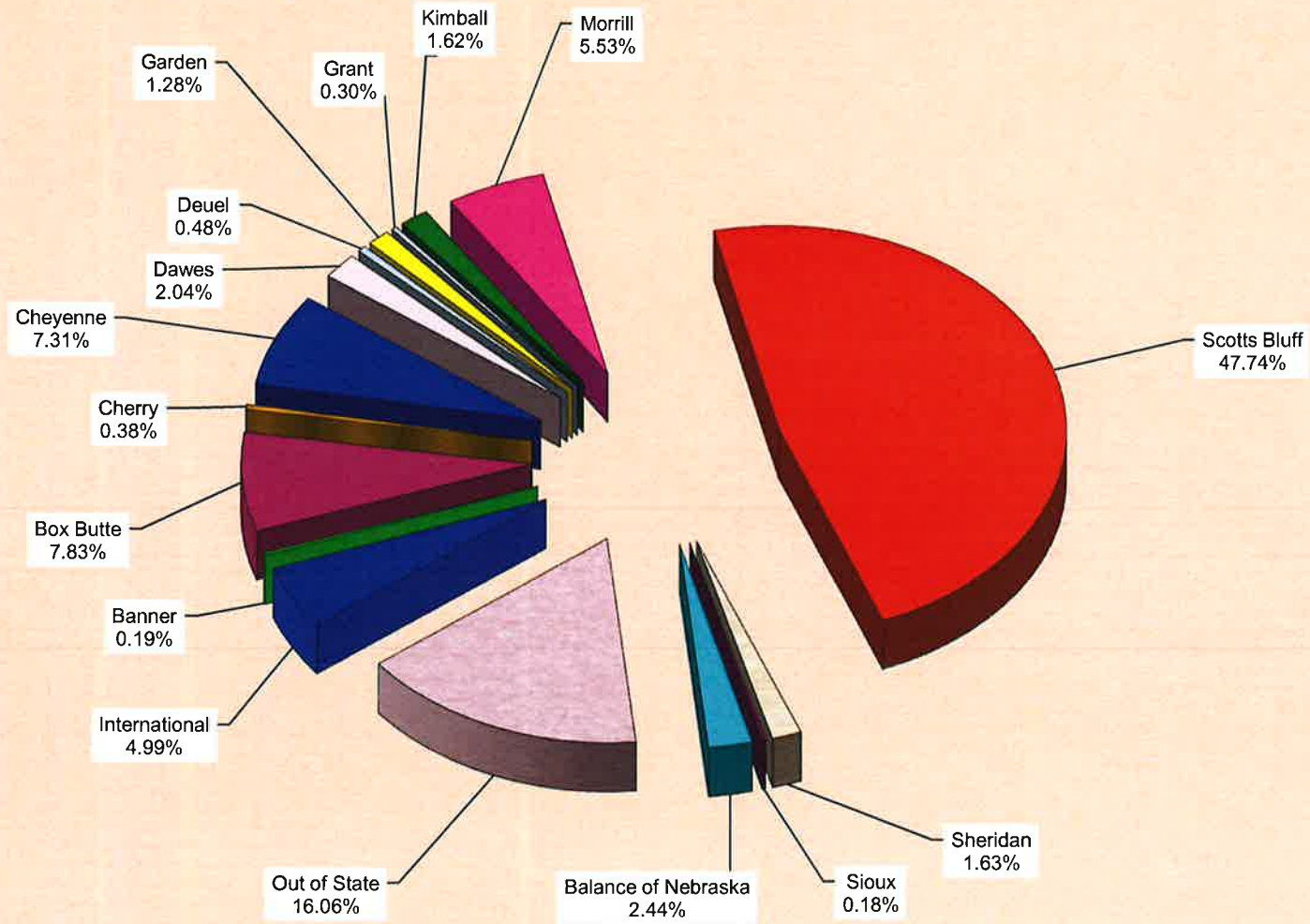


**WESTERN NEBRASKA COMMUNITY COLLEGE**  
**Student Analysis by County Residence - Spring 2021**  
Preliminary Report

<b>County</b>	<b>Full-Time Students</b>	<b>Full-Time Credit Hours</b>	<b>Part-Time Students</b>	<b>Part-Time Credit Hours</b>	<b>Total Head Count</b>	<b>Total Credit Hours</b>	<b>% Credit Hours</b>
Banner	1	14.0	4	12.0	5	26.0	0.19%
Box Butte	40	602.5	85	480.5	125	1,083.0	7.83%
Cherry	1	12.0	8	40.0	9	52.0	0.38%
Cheyenne	36	513.0	83	498.0	119	1,011.0	7.31%
Dawes	13	174.0	25	108.0	38	282.0	2.04%
Deuel	1	16.0	12	50.0	13	66.0	0.48%
Garden	8	122.5	11	55.0	19	177.5	1.28%
Grant	1	21.0	4	20.0	5	41.0	0.30%
Kimball	11	160.0	11	64.0	22	224.0	1.62%
Morrill	32	458.0	62	306.0	94	764.0	5.53%
Scotts Bluff	283	4017.5	483	2583.0	766	6,600.5	47.74%
Sheridan	8	117.0	24	109.0	32	226.0	1.63%
Sioux	1	14.0	2	11.0	3	25.0	0.18%
Balance of Nebraska	19	294.0	6	43.0	25	337.0	2.44%
Out of State	126	1867.0	55	353.0	181	2,220.0	16.06%
International	42	676.0	2	14.0	44	690.0	4.99%
<b>Totals</b>	<b>623</b>	<b>9,078.5</b>	<b>877</b>	<b>4,746.5</b>	<b>1500</b>	<b>13,825.0</b>	<b>100.0%</b>

WESTERN NEBRASKA COMMUNITY COLLEGE  
Student Analysis by County Residence - Spring 2021

Credit Hour Distribution by County Residence



**WESTERN NEBRASKA COMMUNITY COLLEGE**  
**Student Analysis by Academic Areas of Emphasis - Spring 2021**

Program #	Degree	Hour	Program Title	FT Students	PT Students	Total Students	Percentage
0100	AS	61	Agricultural Science (Pre)	3	0	3	0.5%
0305	AS	64	Forestry-Wildlife Management (Pre)	2	1	3	0.5%
1199A	AA	63	Information Technology	5	6	11	1.8%
1199A	AS	60	Computer Science	25	12	37	5.9%
1199C	AA	60	Information Technology (Cyber Security)	9	9	18	2.9%
1312A	AA	64	Education (Elementary)	15	8	23	3.7%
1312B, D-K	AA	62	Education (Secondary)	13	7	20	3.2%
1312C	AA	62	Education (Early Childhood)	5	7	12	1.9%
1313A	AA	67	Music (Education)	5	1	6	1.0%
1313D	AS	60	Health/ PE /Coaching & Sports Admin.	2	0	2	0.3%
1313E	AS	60	Exercise Science - Physical Education Opt	8	1	9	1.4%
1313F	AS	60	Exercise Science - Health and Fitness	8	2	10	1.6%
1399	AFA	60	Fine Arts - Theatre Option	10	3	13	2.1%
1401	AS	62	Engineering (Pre)	9	3	12	1.9%
1609-1699A	AA	60	Foreign Languages	2	0	2	0.3%
1905	AS	68	Dietetics	0	2	2	0.3%
2401	AA	62	General Studies	25	26	51	8.2%
2401	AFA	60	Fine Arts - Interdisciplinary Option	1	0	1	0.2%
2401A	AA	63	General Studies (Art)	1	0	1	0.2%
2401E	AA	68	General Studies (English)	0	1	1	0.2%
2401	AS	62	General Studies	21	16	37	5.9%
2601	AS	60	Biomedical Research (Pre)	2	0	2	0.3%
2601A	AS	67	Biology/Ecology	4	3	7	1.1%
2701A	AS	63	Mathematics	2	1	3	0.5%
4005	AS	70	Chemistry	0	0	0	0.0%
4008	AS	62	Physics	0	0	0	0.0%
4201	AA	67	Psychology	16	5	21	3.4%
4301	AA	62	Criminal Justice	16	4	20	3.2%
4407	AA	63	Social Work	4	2	6	1.0%
4501	AA	61	General Studies (Social Sciences)	8	8	16	2.6%
5007	AFA	60	Fine Arts - Visual Arts Option	7	2	9	1.4%
5009A	AFA	60	Fine Arts - Music Option	0	0	0	0.0%
5009B	AFA	60	Fine Arts - Music Performance Option	0	0	0	0.0%
5009C	AFA	60	Fine Arts - Musical Theatre Perform Opt	4	0	4	0.6%
5101	AS	61	Chiropractic Medicine (Pre)	2	0	2	0.3%
5106	AS	65	Dental Hygiene (Pre)	19	9	28	4.5%
5108A	AS	68	Physical Therapy (Pre)	7	2	9	1.4%
5111	AS	62	Dentistry (Pre)	1	0	1	0.2%
5111A	AS	63	Medicine (Pre)	10	3	13	2.1%
511B	AS	65	Pharmacy (Pre)	3	0	3	0.5%
5111C	AS	64	Veterinary Medicine (Pre)	3	3	6	1.0%
5115	AA	61	Human Services (Transfer)	6	11	17	2.7%
5116B	AS	66	Nursing/Pre-Professional	50	11	61	9.8%
5122A	AS	61	Radiologic Technology (Pre)	16	5	21	3.4%
A.5202E	AA	61	Bus. Adm. Accounting Option	2	8	10	1.6%
B.5202E	AA	61	Bus. Adm. Gen Bus. Adm. Option	34	27	61	9.8%
C.5202E	AA	63	Bus. Adm. Comp. Sci. Option	3	1	4	0.6%
A5202F	AS	61	Bus. Adm. Accounting Option	2	2	4	0.6%
B.5202F	AS	61	Bus. Adm. Gen Bus. Adm. Option	16	4	20	3.2%
C.5202F	AS	61	Bus. Adm. Management Info Systems	0	0	0	0.0%
<b>TOTALS</b>				<b>406</b>	<b>216</b>	<b>622</b>	<b>100.0%</b>



**WESTERN NEBRASKA COMMUNITY COLLEGE**  
**Student Analysis by Technical Areas of Emphasis - Spring 2021**  
(As of 1/29/21)

Program #	Degree	Hour	Program Title	FT Students	PT Students	Total Students	Percentage
			Non-degree Seeking Students	32	497	529	
1199A	Diploma	34	Information Technology - Tech Support	0	0	0	0.0%
1199B	AAS	66	Information Technology	3	3	6	1.7%
1312	AAS	64	Education (Early Childhood)	2	3	5	1.4%
4301A	AAS	61	Criminal Justice Studies	4	1	5	1.4%
4603	AAS	66	Power Line Constrction & Maint Tech	19	1	20	5.7%
4603	Certificate	47.5	Power Line Constrction & Maint Tech	4	0	4	1.1%
4706/4706A	AAS	62	Auto Body/Collision Repair and Refinish	4	2	6	1.7%
NS.4706A	Certificate	16	Non-Structural Collision Repair	2	1	3	0.9%
PR.4706A	Certificate	16	Paint and Refinishing	2	0	2	0.6%
4706D	AAS	67	Automotive Technology	6	4	10	2.9%
4706E	Certificate	16	Powertrain and Chassis Repair	1	0	1	0.3%
4706F	Certificate	16	Automotive Technology	1	1	2	0.6%
4805	Diploma	63	Welding Technology	2	0	2	0.6%
4805A	Certificate	16	Basic Welding Certificate	1	2	3	0.9%
4805B	Certificate	18	Advanced Welding Certificate	3	2	5	1.4%
4805C	AAS	63	Welding Technology	5	2	7	2.0%
4901	AAS	60	Aviation Maintenance	15	1	16	4.6%
4901	Certificate	30	Aviation Maintenance	7	0	7	2.0%
5107A	AAS	66	Health Information Technology	11	18	29	8.3%
5107B	Diploma-Coding Technician	43	Health Information Management Services	1	5	6	1.7%
5109A	AAS	60	Surgical Technology	11	11	22	6.3%
5109B	AAS	60	Emergency Medical Services	11	4	15	4.3%
5109B	Certificate	42	Emergency Medical Services Paramed Option	1	1	2	0.6%
5110	AAS	79	Medical Lab Technician	3	1	4	1.1%
5110	Certificate	16	Phlebotomy	1	2	3	0.9%
5115A	AAS	63	Human Services (Applied)	3	0	3	0.9%
5115A	Certificate	24	Human Services Drug & Alcohol Certificate	1	1	2	0.6%
5116	AD-N	72	Associate Degree Nursing	22	67	89	25.5%
5116A	Diploma	47.5	Nursing (Practical)	34	25	59	16.9%
5201	AAS	64	Business Technology	4	5	9	2.6%
5201C	AAS	60	Staff Accountant	0	1	1	0.3%
5201C	Certificate	16	Executive Assistant I	1	0	1	0.3%
5204M	AAS	64	Business Technology - Medical Office Mgt	0	0	0	0.0%
<b>TOTALS</b>				<b>185</b>	<b>164</b>	<b>349</b>	<b>100%</b>

**WESTERN NEBRASKA COMMUNITY COLLEGE**  
**Spring FTE Perspective, 2015-2021**

<b>Spring 10-Day:</b>							
	Jan 2015	Jan 2016	Jan 2017	Jan 2018	Jan 2019	Jan 2020	Jan 2021
Credit							
Academic	320.43	314.91	328.78	310.68	310.86	310.24	285.11
Light Voc	83.50	76.45	82.32	78.98	85.43	85.05	87.65
Heavy Voc	118.00	119.52	115.07	123.59	119.87	115.16	123.65
<b>Total Credit</b>	<b>521.93</b>	<b>510.88</b>	<b>526.17</b>	<b>513.25</b>	<b>516.16</b>	<b>510.45</b>	<b>496.41</b>
Non-credit							
<b>Total Non-Credit</b>	3.07	15.89	14.96	2.26	2.43	4.60	0.56
<b>Grand Total</b>	<b>525.00</b>	<b>526.77</b>	<b>541.13</b>	<b>515.51</b>	<b>518.59</b>	<b>515.05</b>	<b>496.97</b>

<b>Spring - End of Semester</b>							Projected
	May 2015	May 2016	May 2017	May 2018	May 2019	May 2020	May 2021
Credit							
Academic	291.60	297.63	304.96	290.87	291.10	295.45	280.00
Light Voc	97.83	83.92	90.5	81.88	78.17	86.05	85
Heavy Voc	118.85	127.28	119.37	123.62	110.58	107.90	114.00
<b>Total Credit</b>	<b>508.28</b>	<b>508.83</b>	<b>514.83</b>	<b>496.37</b>	<b>479.85</b>	<b>489.40</b>	<b>479.00</b>
Non-credit							
<b>Total Non-Credit</b>	206.03	172.88	157.62	138.69	85.03	50.26	35.00
<b>Grand Total</b>	<b>714.31</b>	<b>681.71</b>	<b>672.45</b>	<b>635.06</b>	<b>564.88</b>	<b>539.66</b>	<b>514.00</b>

<b>Increase to Semester End:</b>							Projected
	Actual	Actual	Actual	Actual	Actual	Actual	Projected
Credit	-2.62%	-0.40%	-2.16%	-3.29%	-7.03%	-4.12%	-3.51%
Non-Credit	6611.07%	987.98%	953.61%	6036.73%	3399.18%	992.61%	6150.00%

### **Non Discrimination Statement**

Western Nebraska Community College does not discriminate on the basis of race, color, religion, national origin, sex or gender, age, disability, marital status, military veteran status, sexual orientation, gender expression/identity, or political affiliation, in its policies, practices, and activities related to employment, admissions, educational services/programming, student services/activities, or financial aid; as expressly prescribed by Institutional policy, state and federal laws, regulations, and executive orders. Inquiries concerning the application of these policies, laws, and/or regulations to the College may be directed to the College's Compliance Officer for the Civil Rights Act(s), Title IX of the Education Amendments of 1972, Americans with Disabilities Act(s), and Section 504 of the Rehabilitation Act of 1973; Ms. Kathy Ault, Human Resources Executive Director, WNCC, 1601 East 27<sup>th</sup> Street, Scottsbluff, NE, 69361-1815, (308)635-6105, [aultk@wncc.edu](mailto:aultk@wncc.edu); or to the Director, Office of Civil Rights, U.S. Department of Education, One Petticoat Lane, 1010 Walnut Street, Suite 320, Kansas City, MO, 64106-2106.