

# 10-DAY ENROLLMENT REPORT FALL 2020



Office of the Registrar  
1601 E. 27<sup>th</sup> Street  
Scottsbluff, NE 69361

p 308.635.6013  
p 800.348.4435  
f 308.635.6732

[wncc.edu](http://wncc.edu)



## EXECUTIVE SUMMARY

1. AS OF THE TENTH DAY OF THE SEMESTER, THERE WERE 711 FULL-TIME AND 914 PART-TIME STUDENTS. THIS IS A COLLECTIVE DECREASE OF 5.6 PERCENT FROM LAST YEAR WHICH COULD BE CONSIDERED A CREDITABLE OUTCOME GIVEN THE POTENTIAL IMPACT OF THE PANDEMIC. THE EXPECTED END-OF-SEMESTER COUNT SHOULD REACH 721 FULL-TIME AND 954 PART-TIME STUDENTS.
2. THE AGGREGATE NUMBER OF RE-ADMITTED STUDENTS, CONTINUING STUDENTS, AND TRANSFER STUDENTS (BOTH FULL- AND PART-TIME) SHOWS AN INCREASE OF 33 STUDENTS OVER THE SAME GROUP LAST YEAR. UNFORTUNATELY, THE FIRST-TIME STUDENT NUMBER SHOWS A DECLINE DESPITE THE DEDICATED EFFORTS OF THE ADMISSIONS AND ADVISING STAFF.
3. THE MALE TO FEMALE RATIO AND THE AGE DISTRIBUTION OF WNCC STUDENTS REMAIN LARGELY UNCHANGED OVER THE PAST SEVERAL YEARS. OF OUR TOTAL STUDENTS, 62.6 PERCENT ARE FEMALE AND 37.4 PERCENT ARE MALE. AMONG AGE RANGES, THE HIGHEST PERCENTAGE IS 46.9 PERCENT FOR THOSE 18 TO 24 YEARS OF AGE.
4. HISPANIC ENROLLMENT IS NOW AT A RECORD 28.2 PERCENT OF THE FULL-TIME STUDENT BODY AND 27.2% OVERALL. DUE TO COVID-19 PREVENTING MANY INTERNATIONAL STUDENTS FROM ATTENDING, OUR FULL-TIME INTERNATIONAL NUMBER DROPPED FROM 65 TO 39. WE DID PICK UP 11 STUDENTS ATTENDING PART-TIME IN THEIR HOME COUNTRY.
5. THE FALL 2020 END-OF-SEMESTER FTE IS PROJECTED TO REACH CLOSE TO 600, BUT THERE IS NOT MUCH CONFIDENCE IN PROJECTING NON-CREDIT REIMBURSABLE FTE DUE TO THE PANDEMIC AND THE DECLINE IN CORPORATE TRAINING.
6. FROM THE 24 HIGH SCHOOLS IN THE WNCC SERVICE AREA, THE COLLEGE ATTRACTED 14.1 PERCENT OF THE 2020 SENIOR CLASS WHICH IS NOT AS HIGH AS IN RECENT YEARS. THERE IS A TENDENCY FOR RECURRING WAVES IN THE STUDENT YIELD PARTICULARLY FROM THE LARGER HIGH SCHOOLS. FOR EXAMPLE, GERING HIGH SCHOOL SHOWED A RECORD YIELD IN 2019 (53), BUT IS MUCH LOWER THIS YEAR (30). IT WILL LIKELY REBOUND NEXT YEAR.
7. THIS YEAR WE HAVE FULL-TIME STUDENTS REPRESENTING EVERY COUNTY IN THE SERVICE AREA WHICH HAS NOT ALWAYS BEEN THE CASE. NEBRASKA STUDENTS OUTSIDE OF THE SERVICE AREA INCREASED BY 8 WHILE OUT-OF-STATE STUDENTS INCREASED BY 25 OVER LAST YEAR.
8. PROGRAMS WHICH HAVE GROWN OVER THE LAST YEAR INCLUDE INFORMATION TECHNOLOGY (64 STUDENTS NOW COMPARED TO 50 LAST YEAR), AND THE FOLLOWING: EXERCISE SCIENCE (25 NOW/ 5 LAST YEAR), ASSOCIATE OF FINE ARTS (28/10), POWERLINE CONSTRUCTION AND MAINTENANCE (28/20), MEDICAL LAB TECHNOLOGY (11/3), AND PRE-DENTAL HYGIENE (27/18).

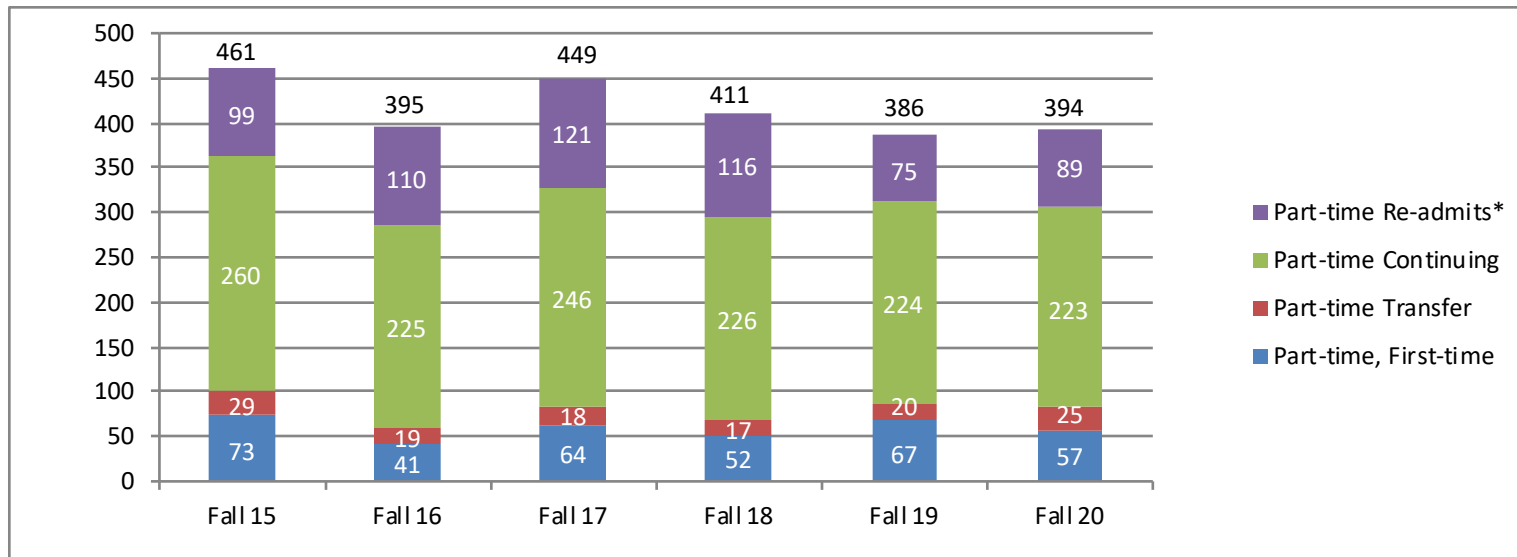
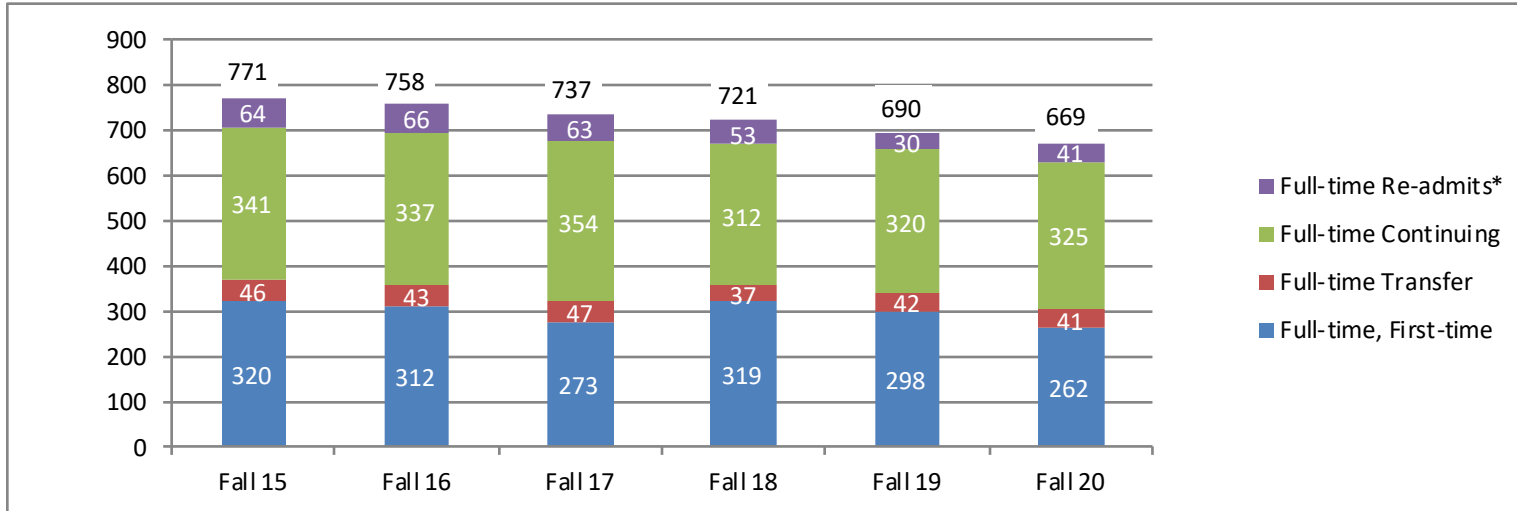
## TABLE OF CONTENTS

<b>PAGE TITLE</b>	<b>PAGE NUMBER</b>
FALL 2020 ENROLLMENT BY LOCATION .....	1
FALL 2020 BREAKDOWN OF FULL-TIME AND PART-TIME DEGREE-SEEKING STUDENTS .....	2
FALL 2020 – GENDER AND AGE BREAKDOWN .....	3
FALL 2020 – ETHNIC BREAKDOWN .....	4
END OF FALL SEMESTER ENROLLMENT PERSPECTIVE, 2009 – 2020 .....	5
FTE PERSPECTIVE, 2014 – 2020 .....	6
HIGH SCHOOL SENIOR REPORT / ALL SITES, 2018 – 2020 .....	7
STUDENT ANALYSIS BY COUNTY RESIDENCE – FALL 2020 .....	8
STUDENT ANALYSIS BY COUNTY RESIDENCE CHART – FALL 2020 .....	9
STUDENT ANALYSIS BY ACADEMIC AREAS OF EMPHASIS – FALL 2020.....	10
STUDENT ANALYSIS BY TECHNICAL AREAS OF EMPHASIS – FALL 2020 .....	11

**WESTERN NEBRASKA COMMUNITY COLLEGE**  
**FALL 2020 ENROLLMENT BY LOCATION - 7 YEAR COMPARISON OF 10-DAY COUNTS,**  
**August 28, 2020**

<b>Enrollment Type &amp; Location</b>	<b>Fall 2014</b>	<b>Fall 2015</b>	<b>Fall 2016</b>	<b>Fall 2017</b>	<b>Fall 2018</b>	<b>Fall 2019</b>	<b>Fall 2020</b>
FT Scottsbluff	697	615	615	608	596	594	560
FT Alliance	42	38	37	58	51	39	47
FT Sidney	83	97	80	79	71	66	55
FT Online	42	37	44	48	47	41	49
FT Business & Comm Educ	0	0	0	0	0	0	0
<b>Total Full-Time</b>	<b>864</b>	<b>787</b>	<b>776</b>	<b>793</b>	<b>765</b>	<b>740</b>	<b>711</b>
PT Scottsbluff	580	426	585	659	619	583	509
PT Alliance	106	100	119	156	142	131	108
PT Sidney	87	57	77	108	137	95	103
PT Online	147	145	154	154	141	173	194
PT Business & Comm Educ	52	33	8	35	21	0	0
<b>Total Part-Time</b>	<b>972</b>	<b>761</b>	<b>943</b>	<b>1112</b>	<b>1060</b>	<b>982</b>	<b>914</b>
Total Scottsbluff	1277	1041	1200	1267	1215	1177	1069
Total Alliance	148	138	156	214	193	170	155
Total Sidney	170	154	157	187	208	161	158
Total Online	189	182	198	202	188	214	243
Total Bus. & Comm Educ.	52	33	8	35	21	0	0
<b>Total FT &amp; PT</b>	<b>1836</b>	<b>1548</b>	<b>1719</b>	<b>1905</b>	<b>1825</b>	<b>1722</b>	<b>1625</b>
Credit Hours Scottsbluff	12357.0	10406.5	11198.0	11333.0	11295.0	10665.0	9232.5
Credit Hours Alliance	1025.0	939.0	1036.0	1535.0	1336.0	1199.0	1129.0
Credit Hours Sidney	1462.0	1548.5	1395.0	1406.0	1570.0	1256.0	1094.0
Credit Hours Online	2611.0	2618.0	2886.0	3095.0	3054.0	3191.0	3975.0
Credit Hours Bus. & Comm. Ed.	329.0	239.0	43.0	291.0	76.0	0.0	0.0
<b>Total Credit Hours</b>	<b>17784.0</b>	<b>15751.0</b>	<b>16558.0</b>	<b>17660.0</b>	<b>17331.0</b>	<b>16311.0</b>	<b>15430.5</b>

**Breakdown of Full-time and Part-time, Degree-Seeking Students -  
First-time, Transfer, and Continuing  
(Six-Year Comparison)**



**WESTERN NEBRASKA COMMUNITY COLLEGE**  
**Fall 2020 - Gender and Age Breakdown**  
**Four-Year Comparison**

	Fall 2017	Pct	Fall 2018	Pct	Fall 2019	Pct	Fall 2020	Pct
<b>Male FT</b>	363	45.8%	345	45.1%	326	44.1%	311	43.7%
<b>Female FT</b>	430	54.2%	420	54.9%	414	55.9%	400	56.3%
<b>Total FT</b>	793	100.0%	765	100.0%	740	100.0%	711	100.0%
<b>Male PT</b>	385	34.6%	358	33.8%	299	30.4%	297	32.5%
<b>Female PT</b>	727	65.4%	702	66.2%	683	69.6%	617	67.5%
<b>Total PT</b>	1112	100.0%	1060	100.0%	982	100.0%	914	100.0%
<b>Average Age</b>								
<b>FT</b>	22.9		22.1		22.3		22.3	
<b>PT</b>	23.5		23.1		25.9		23.1	
<b>Age Group:</b>								
<b>&lt; 18</b>	582	30.6%	566	31.0%	533	31.0%	451	27.8%
<b>18 - 24</b>	825	43.3%	807	44.2%	770	44.7%	762	46.9%
<b>25 - 30</b>	173	9.1%	169	9.3%	163	9.5%	174	10.7%
<b>31 - 40</b>	184	9.7%	156	8.5%	143	8.3%	133	8.2%
<b>41 - 50</b>	85	4.5%	80	4.4%	70	4.1%	67	4.1%
<b>51 - 60</b>	38	2.0%	38	2.1%	28	1.6%	27	1.7%
<b>&gt; 60</b>	18	0.9%	9	0.5%	15	0.9%	11	0.7%
<b>Subtotal</b>	1905	100.0%	1825	100.0%	1722	100.0%	1625	100.0%
<b>No response</b>	0		0		0		0	
<b>Total</b>	1905		1825		1722		1625	

**WESTERN NEBRASKA COMMUNITY COLLEGE**  
**Fall 2020 - Ethnic Breakdown - Four-year Comparison**

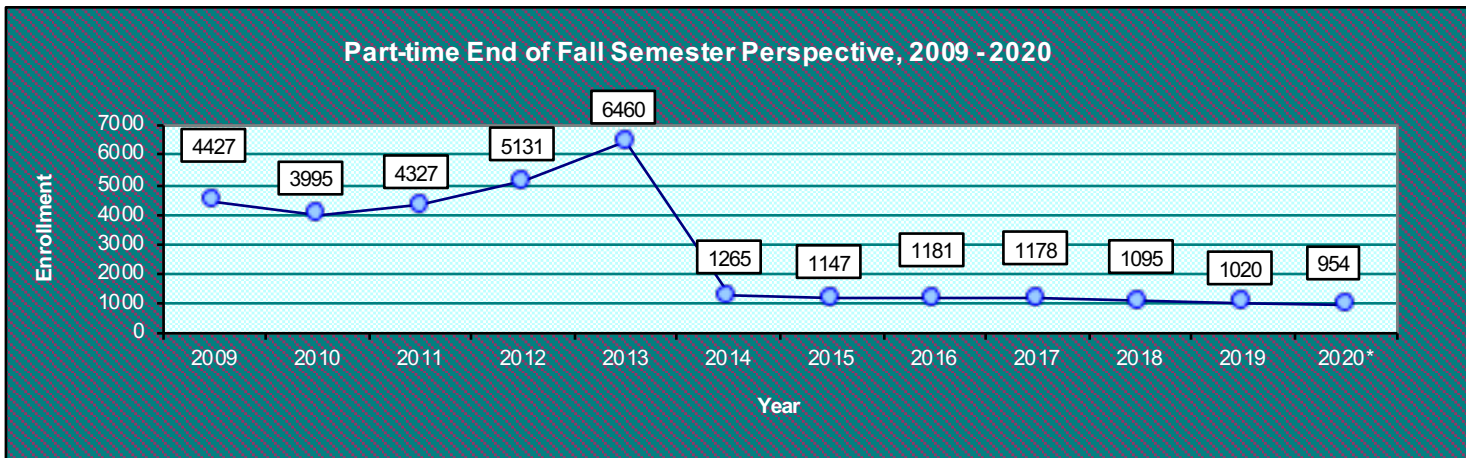
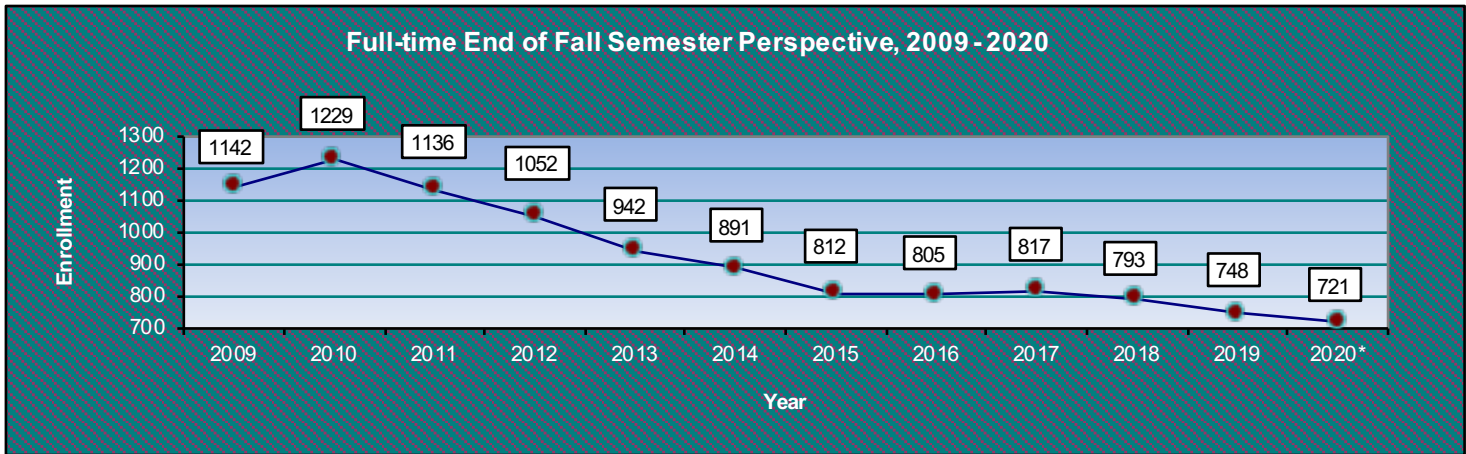
<b>Full-time</b>	<b>Fall 2017</b>	<b>Pct</b>	<b>Fall 2018</b>	<b>Pct</b>	<b>Fall 2019</b>	<b>Pct</b>	<b>Fall 2020</b>	<b>Pct</b>
White, Caucasian	443	57.8%	434	58.0%	423	58.1%	404	57.8%
Native American	10	1.3%	8	1.1%	13	1.8%	16	2.3%
Hispanic	176	23.0%	183	24.5%	178	24.5%	197	28.2%
Asian	8	1.0%	13	1.7%	14	1.9%	20	2.9%
Black	38	5.0%	29	3.9%	30	4.1%	22	3.1%
Hawaiian/Other PI	7	0.9%	8	1.1%	5	0.7%	1	0.1%
International	84	11.0%	73	9.8%	65	8.9%	39	5.6%
<b>Subtotal</b>	<b>766</b>	<b>100.0%</b>	<b>748</b>	<b>100.0%</b>	<b>728</b>	<b>100.0%</b>	<b>699</b>	<b>100.0%</b>
No Response	27		17		12		12	
<b>TOTAL</b>	<b>793</b>		<b>765</b>		<b>740</b>		<b>711</b>	

<b>Part-time</b>	<b>Fall 2017</b>	<b>Pct</b>	<b>Fall 2018</b>	<b>Pct</b>	<b>Fall 2019</b>	<b>Pct</b>	<b>Fall 2020</b>	<b>Pct</b>
White, Caucasian	783	72.2%	766	74.4%	671	70.9%	584	66.8%
Native American	26	2.4%	13	1.3%	20	2.1%	21	2.4%
Hispanic	245	22.6%	216	21.0%	231	24.4%	231	26.4%
Asian	12	1.1%	13	1.3%	8	0.8%	11	1.3%
Black	11	1.0%	14	1.4%	16	1.7%	16	1.8%
Hawaiian/Other PI	2	0.2%	2	0.2%	0	0.0%	0	0.0%
International	6	0.6%	5	0.5%	1	0.1%	11	1.3%
<b>Subtotal</b>	<b>1085</b>	<b>100.0%</b>	<b>1029</b>	<b>100.0%</b>	<b>947</b>	<b>100.0%</b>	<b>874</b>	<b>100.0%</b>
No Response	27		31		35		40	
<b>TOTAL</b>	<b>1112</b>		<b>1060</b>		<b>982</b>		<b>914</b>	

<b>FT and PT</b>	<b>Fall 2017</b>	<b>Pct</b>	<b>Fall 2018</b>	<b>Pct</b>	<b>Fall 2019</b>	<b>Pct</b>	<b>Fall 2020</b>	<b>Pct</b>
White, Caucasian	1226	66.2%	1200	67.5%	1094	65.3%	988	62.8%
Native American	36	1.9%	21	1.2%	33	2.0%	37	2.4%
Hispanic	421	22.7%	399	22.5%	409	24.4%	428	27.2%
Asian	20	1.1%	26	1.5%	22	1.3%	31	2.0%
Black	49	2.6%	43	2.4%	46	2.7%	38	2.4%
Hawaiian/Other PI	9	0.5%	10	0.6%	5	0.3%	1	0.1%
International	90	4.9%	78	4.4%	66	3.9%	50	3.2%
<b>Subtotal</b>	<b>1851</b>	<b>100.0%</b>	<b>1777</b>	<b>100.0%</b>	<b>1675</b>	<b>100.0%</b>	<b>1573</b>	<b>100.0%</b>
No Response	54		48		47		52	
<b>TOTAL</b>	<b>1905</b>		<b>1825</b>		<b>1722</b>		<b>1625</b>	

**WESTERN NEBRASKA COMMUNITY COLLEGE**  
**End of Fall Semester Enrollment Perspective, 2009 -2020**

	2009	2010	2011	2012	2013	2014	2015	2016	2017	2018	2019	2020*
Full-time	1142	1229	1136	1052	942	891	812	805	817	793	748	721
Part-time	4427	3995	4327	5131	6460	1265	1147	1181	1178	1095	1020	954
<b>Total</b>	<b>5569</b>	<b>5224</b>	<b>5463</b>	<b>6183</b>	<b>7402</b>	<b>2156</b>	<b>1959</b>	<b>1986</b>	<b>1995</b>	<b>1888</b>	<b>1768</b>	<b>1675</b>



\*2020 enrollment figures are a projected end of the semester total.



**WESTERN NEBRASKA COMMUNITY COLLEGE**

FTE Perspective, 2014 - 2020

<b>Fall 10-Day:</b>	8/29/14	8/28/15	8/26/16	9/1/17	8/31/18	8/30/19	8/28/20
Credit							
Academic	404.16	360.03	386.77	399.04	388.12	365.16	339.09
Light	93.63	81.10	74.60	89.37	94.35	94.90	95.20
Heavy	130.26	120.81	129.12	137.75	133.34	125.19	124.18
<b>Total Credit</b>	<b>628.05</b>	<b>561.94</b>	<b>590.49</b>	<b>626.16</b>	<b>615.81</b>	<b>585.25</b>	<b>558.47</b>
Non-credit							
<b>Total Non-Credit</b>	<b>26.56</b>	<b>37.49</b>	<b>26.24</b>	<b>43.04</b>	<b>41.77</b>	<b>6.97</b>	<b>3.71</b>
<b>Grand Total</b>	<b>654.61</b>	<b>599.43</b>	<b>616.73</b>	<b>669.20</b>	<b>657.58</b>	<b>592.22</b>	<b>562.18</b>

<b>Fall - End of Semester</b>	Dec 2014	Dec 2015	Dec 2016	Dec 2017	Dec 2018	Dec 2019	Projected Dec 2020
Credit							
Academic	377.95	350.28	362.32	368.55	369.06	347.38	321.49
Light	102.87	87.00	81.65	92.67	93.93	94.64	95.12
Heavy	134.90	126.33	140.40	133.88	113.04	114.67	113.94
<b>Total Credit</b>	<b>615.72</b>	<b>563.61</b>	<b>584.37</b>	<b>595.10</b>	<b>576.03</b>	<b>556.69</b>	<b>530.55</b>
Non-credit							
<b>Total Non-Credit</b>	<b>338.21</b>	<b>288.35</b>	<b>279.47</b>	<b>216.74</b>	<b>239.32</b>	<b>90.95</b>	<b>65.00</b>
<b>Grand Total</b>	<b>953.93</b>	<b>851.96</b>	<b>863.84</b>	<b>811.84</b>	<b>815.35</b>	<b>647.64</b>	<b>595.55</b>

<b>Increase to Semester End</b>	Actual	Actual	Actual	Actual	Actual	Projected	Projected
Credit	-1.96%	0.30%	-1.04%	-4.96%	-6.46%	-4.88%	-5.00%
Non-Credit	1173.38%	669.14%	965.05%	403.58%	472.95%	1204.88%	1652.02%

**WESTERN NEBRASKA COMMUNITY COLLEGE**  
High School Senior Enrollment, All Sites - 2018 -2020

All Sites

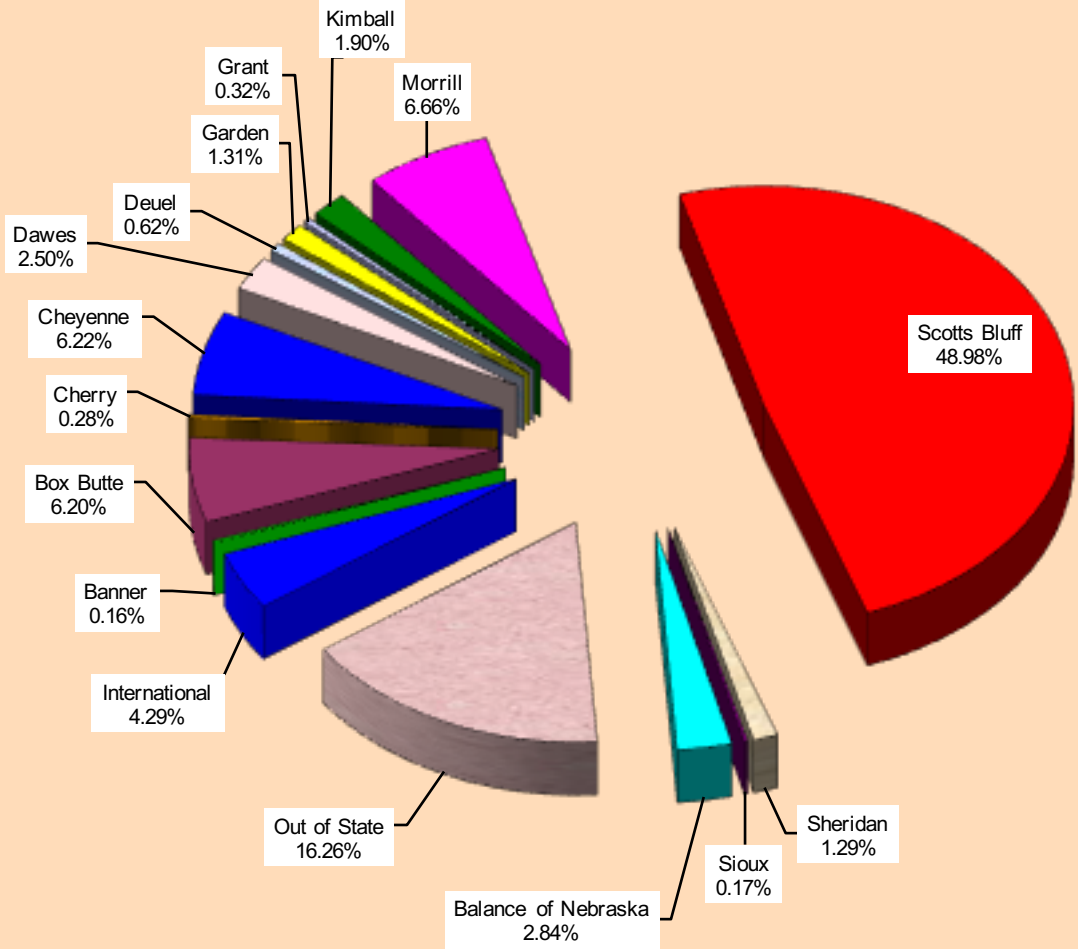
<u>School</u>	<u>County</u>	<u>HS Sen</u> <u>2017-2018</u>	<u>WNCC</u> <u>Yield</u>	<u>%</u>	<u>HS Sen</u> <u>2018-2019</u>	<u>WNCC</u> <u>Yield</u>	<u>%</u>	<u>HS Sen</u> <u>2019-2020</u>	<u>WNCC</u> <u>Yield</u>	<u>%</u>
Banner County	Banner	14	3	21.4%	10	3	30.0%	7	1	14.3%
Alliance	Box Butte	127	12	9.4%	123	9	7.3%	140	9	6.4%
Hemingford	Box Butte	29	2	6.9%	28	1	3.6%	32	2	6.3%
Cody-Kilgore	Cherry	18	1	5.6%	16	3	18.8%	10	0	0.0%
Leyton	Cheyenne	11	1	9.1%	11	2	18.2%	15	3	20.0%
Potter-Dix	Cheyenne	10	0	0.0%	15	2	13.3%	10	1	10.0%
Sidney	Cheyenne	100	12	12.0%	107	11	10.3%	89	9	10.1%
Chadron	Dawes	51	4	7.8%	69	2	2.9%	60	2	3.3%
Crawford	Dawes	20	3	15.0%	17	3	17.6%	15	3	20.0%
South Platte	Deuel	12	0	0.0%	16	2	12.5%	10	1	10.0%
Creek Valley	Deuel	14	0	0.0%	9	1	11.1%	15	1	6.7%
Garden County	Garden	17	4	23.5%	22	2	9.1%	24	4	16.7%
Hyannis	Grant	14	1	7.1%	14	2	14.3%	8	1	12.5%
Kimball	Kimball	37	5	13.5%	37	5	13.5%	31	2	6.5%
Bayard	Morrill	25	10	40.0%	35	8	22.9%	30	5	16.7%
Bridgeport	Morrill	34	5	14.7%	45	8	17.8%	34	11	32.4%
Gering	Scotts Bluff	148	38	25.7%	158	53	33.5%	153	30	19.6%
Minatare	Scotts Bluff	14	3	21.4%	14	7	50.0%	14	3	21.4%
Mitchell	Scotts Bluff	42	11	26.2%	55	11	20.0%	50	7	14.0%
Morrill	Scotts Bluff	26	4	15.4%	28	8	28.6%	30	2	6.7%
Scottsbluff	Scotts Bluff	286	55	19.2%	262	51	19.5%	271	58	21.4%
Gordon-Rushville	Sheridan	52	2	3.8%	44	4	9.1%	40	0	0.0%
Hay Springs	Sheridan	15	0	0.0%	10	1	10.0%	10	1	10.0%
Sioux County	Sioux	3	0	0.0%	6	0	0.0%	7	0	0.0%
<b>Subtotal</b>		<b>1119</b>	<b>176</b>	<b>15.7%</b>	<b>1151</b>	<b>199</b>	<b>17.3%</b>	<b>1105</b>	<b>156</b>	<b>14.1%</b>
Balance of Nebraska			13			9			10	
Out-of-State			92			58			71	
International			10			12			8	
GED			3			4			1	
Home Schooled			5			4			4	
VALTS			1			0			0	
<b>Subtotal</b>			<b>124</b>			<b>87</b>			<b>94</b>	
<b>TOTAL</b>			<b>300</b>			<b>286</b>			<b>243</b>	

**WESTERN NEBRASKA COMMUNITY COLLEGE**  
**Student Analysis by County Residence - Fall 2020**  
Preliminary Report

<b>County</b>	<b>Full-Time Students</b>	<b>Full-Time Credit Hours</b>	<b>Part-Time Students</b>	<b>Part-Time Credit Hours</b>	<b>Total Head Count</b>	<b>Total Credit Hours</b>	<b>% Credit Hours</b>
Banner	1	12.0	4	12.0	5	24.0	0.16%
Box Butte	34	501.0	75	455.5	109	956.5	6.20%
Cherry	1	12.0	7	31.0	8	43.0	0.28%
Cheyenne	36	521.5	83	438.0	119	959.5	6.22%
Dawes	15	209.5	34	176.5	49	386.0	2.50%
Deuel	4	55.0	9	41.0	13	96.0	0.62%
Garden	10	145.5	14	56.0	24	201.5	1.31%
Grant	1	18.0	7	32.0	8	50.0	0.32%
Kimball	15	205.5	17	87.5	32	293.0	1.90%
Morrill	51	716.0	64	311.5	115	1,027.5	6.66%
Scotts Bluff	327	4585.5	511	2972.5	838	7,558.0	48.98%
Sheridan	7	102.0	22	97.5	29	199.5	1.29%
Sioux	1	12.0	2	14.0	3	26.0	0.17%
Balance of Nebraska	23	379.5	9	59.0	32	438.5	2.84%
Out of State	146	2197.5	45	311.5	191	2,509.0	16.26%
International	39	599.5	11	63.0	50	662.5	4.29%
<b>Totals</b>	<b>711</b>	<b>10,272.0</b>	<b>914</b>	<b>5,158.5</b>	<b>1625</b>	<b>15,430.5</b>	<b>100.0%</b>

WESTERN NEBRASKA COMMUNITY COLLEGE  
Student Analysis by County Residence - Fall 2020

**Credit Hour Distribution by County Residence**



**WESTERN NEBRASKA COMMUNITY COLLEGE**  
**Student Analysis by Academic Areas of Emphasis - Fall 2020**

Program #	Degree	Hour	Program Title	FT Students	PT Students	Total Students	Percentage
0100	AS	61	Agricultural Science (Pre)	2	1	3	0.4%
0305	AS	64	Forestry-Wildlife Management (Pre)	4	3	7	1.0%
1199A	AA	63	Information Technology	9	5	14	2.0%
1199A	AS	60	Computer Science	21	9	30	4.4%
1199C	AA	60	Information Technology (Cyber Security)	9	11	20	2.9%
1312A	AA	64	Education (Elementary)	20	7	27	3.9%
1312B, D-K	AA	62	Education (Secondary)	18	5	23	3.3%
1312C	AA	62	Education (Early Childhood)	12	11	23	3.3%
1313A	AA	67	Music (Education)	7	3	10	1.5%
1313D	AS	60	Health/ PE /Coaching & Sports Admin.	2	0	2	0.3%
1313E	AS	60	Exercise Science - Physical Education Opt	12	1	13	1.9%
1313F	AS	60	Exercise Science - Health and Fitness	10	2	12	1.7%
1399	AFA	60	Fine Arts - Theatre Option	10	2	12	1.7%
1401	AS	62	Engineering (Pre)	9	1	10	1.5%
1609-1699A	AA	60	Foreign Languages	1	2	3	0.4%
1905	AS	68	Dietetics	2	1	3	0.4%
2401	AA	62	General Studies	33	28	61	8.9%
2401	AFA	60	Fine Arts - Interdisciplinary Option	2	0	2	0.3%
2401A	AA	63	General Studies (Art)	0	1	1	0.1%
2401E	AA	68	General Studies (English)	1	0	1	0.1%
2401	AS	62	General Studies	11	12	23	3.3%
2601	AS	60	Biomedical Research (Pre)	2	1	3	0.4%
2601A	AS	67	Biology/Ecology	3	6	9	1.3%
2701A	AS	63	Mathematics	3	1	4	0.6%
4005	AS	70	Chemistry	0	1	1	0.1%
4008	AS	62	Physics	0	1	1	0.1%
4201	AA	67	Psychology	17	8	25	3.6%
4301	AA	62	Criminal Justice	26	10	36	5.2%
4407	AA	63	Social Work	2	10	12	1.7%
4501	AA	61	General Studies (Social Sciences)	11	6	17	2.5%
5007	AFA	60	Fine Arts - Visual Arts Option	6	2	8	1.2%
5009A	AFA	60	Fine Arts - Music Option	3	0	3	0.4%
5009B	AFA	60	Fine Arts - Music Performance Option	1	0	1	0.1%
5009C	AFA	60	Fine Arts - Musical Theatre Perform Opt	1	1	2	0.3%
5101	AS	61	Chiropractic Medicine (Pre)	3	0	3	0.4%
5106	AS	65	Dental Hygiene (Pre)	17	10	27	3.9%
5108A	AS	68	Physical Therapy (Pre)	10	4	14	2.0%
5111	AS	62	Dentistry (Pre)	1	1	2	0.3%
5111A	AS	63	Medicine (Pre)	8	4	12	1.7%
511B	AS	65	Pharmacy (Pre)	1	0	1	0.1%
5111C	AS	64	Veterinary Medicine (Pre)	2	3	5	0.7%
5115	AA	61	Human Services (Transfer)	8	3	11	1.6%
5116B	AS	66	Nursing/Pre-Professional	55	17	72	10.4%
5122A	AS	61	Radiologic Technology (Pre)	16	5	21	3.0%
A.5202E	AA	61	Bus. Adm. Accounting Option	4	5	9	1.3%
B.5202E	AA	61	Bus. Adm. Gen Bus. Adm. Option	31	24	55	8.0%
C.5202E	AA	63	Bus. Adm. Comp. Sci. Option	4	2	6	0.9%
A5202F	AS	61	Bus. Adm. Accounting Option	2	2	4	0.6%
B.5202F	AS	61	Bus. Adm. Gen Bus. Adm. Option	18	6	24	3.5%
C.5202F	AS	61	Bus. Adm. Management Info Systems	1	0	1	0.1%
<b>TOTALS</b>				<b>451</b>	<b>238</b>	<b>689</b>	<b>100.0%</b>

**WESTERN NEBRASKA COMMUNITY COLLEGE**  
**Student Analysis by Technical Areas of Emphasis - Fall 2020**  
(As of 8/28/20)

Program #	Degree	Hour	Program Title	FT Students	PT Students	Total Students	Percentage
			Non-degree Seeking Students	42	520	562	
1199A	Diploma	34	Information Technology - Tech Support	2	0	2	0.5%
1199B	AAS	66	Information Technology	2	2	4	1.1%
1312	AAS	64	Education (Early Childhood)	1	4	5	1.3%
4301A	AAS	61	Criminal Justice Studies	3	1	4	1.1%
4603	AAS	66	Power Line Construction & Maint Tech	22	3	25	6.7%
4603	Certificate	47.5	Power Line Construction & Maint Tech	3	0	3	0.8%
4706/4706A	AAS	62	Auto Body/Collision Repair and Refinish	2	3	5	1.3%
NS.4706A	Certificate	16	Non-Structural Collision Repair	2	0	2	0.5%
PR.4706A	Certificate	16	Paint and Refinishing	1	1	2	0.5%
4706D	AAS	67	Automotive Technology	14	4	18	4.8%
4706F	Certificate	16	Automotive Technology	2	0	2	0.5%
4805	Diploma	63	Welding Technology	0	2	2	0.5%
4805A	Certificate	16	Basic Welding Certificate	4	1	5	1.3%
4805B	Certificate	18	Advanced Welding Certificate	2	0	2	0.5%
4805C	AAS	63	Welding Technology	8	1	9	2.4%
4901	AAS	60	Aviation Maintenance	18	0	18	4.8%
4901	Certificate	30	Aviation Maintenance	7	0	7	1.9%
5107A	AAS	66	Health Information Technology	12	18	30	8.0%
5107B	Diploma-Coding Technician	43	Health Information Management Services	4	2	6	1.6%
5109A	AAS	60	Surgical Technology	9	8	17	4.5%
5109B	AAS	60	Emergency Medical Services	10	1	11	2.9%
5109B	Certificate	42	Emergency Medical Services Paramed Option	1	2	3	0.8%
5110	AAS	79	Medical Lab Technician	5	3	8	2.1%
5110	Certificate	16	Phlebotomy	1	2	3	0.8%
5115A	AAS	63	Human Services (Applied)	3	1	4	1.1%
5115A	Certificate	24	Human Services Drug & Alcohol Certificate	0	3	3	0.8%
5116	AD-N	72	Associate Degree Nursing	44	60	104	27.8%
5116A	Diploma	47.5	Nursing (Practical)	30	25	55	14.7%
5201	AAS	64	Business Technology	4	8	12	3.2%
5201C	AAS	60	Staff Accountant	0	1	1	0.3%
5201C	Certificate	16	Executive Assistant I	1	0	1	0.3%
5204M	AAS	64	Business Technology - Medical Office Mgt	1	0	1	0.3%
<b>TOTALS</b>				<b>218</b>	<b>156</b>	<b>374</b>	<b>100%</b>