

Community College Survey of Student Engagement - Western Nebraska Community College (2023 Administration)
2023 Benchmark Scores Report - Main Survey

Comparison Group: Nebraska Community College System in the 2023 Cohort*

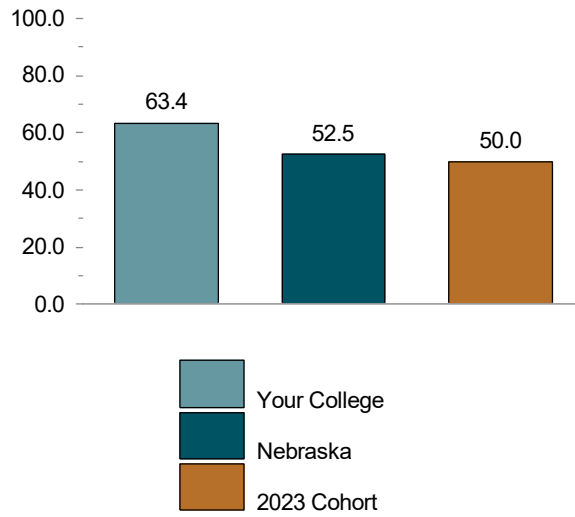
[Weighted]

Benchmark	Your College	Nebraska		2023 Cohort	
	Score	Score	Difference	Score	Difference
Active and Collaborative Learning	63.4	52.5	10.9	50.0	13.4
Student Effort	49.9	47.6	2.4	50.0	-0.1
Academic Challenge	58.4	51.0	7.3	50.0	8.4
Student-Faculty Interaction	60.0	52.3	7.7	50.0	10.0
Support for Learners	57.4	50.1	7.3	50.0	7.4

* The comparison group and cohort columns on this page INCLUDE your college.

Community College Survey of Student Engagement
Western Nebraska Community College (2023 Administration)
2023 Benchmark Bar Chart - Main Survey
Comparison Group: Nebraska Community College System in the 2023 Cohort*

[Weighted]
Active and Collaborative Learning (ACTCOLL)



* The comparison group and cohort bars on this page INCLUDE your college.

Community College Survey of Student Engagement - Western Nebraska Community College (2023 Administration)
2023 Benchmark Means Report - Main Survey

Comparison Group: Nebraska Community College System in the 2023 Cohort*

[Weighted]

Active and Collaborative Learning (ACTCOLL)

		Your College	Nebraska		2023 Cohort	
Item	Variable	Mean	Mean	Effect Size**	Mean	Effect Size**
Item 4: In your experiences at this college during the current academic year, about how often have you done each of the following?						
1 = Never, 2 = Sometimes , 3 = Often , 4 = Very often						
4a. Asked questions in class or contributed to class discussions [ACTCOLL]	CLQUEST	3.13	3.06		2.96	
4b. Made a class presentation [ACTCOLL]	CLPRESEN	2.29	2.06		2.05	
4f. Worked with other students on projects during class [ACTCOLL]	CLASSGRP	2.84	2.36	0.47**	2.29	0.55**
4g. Worked with classmates outside of class to prepare class assignments [ACTCOLL]	OCCGRP	2.23	1.74	0.53**	1.82	0.43**
4h. Tutored or taught other students (paid or voluntary) [ACTCOLL]	TUTOR	1.57	1.36	0.29**	1.33	0.34**
4i. Participated in a community-based project (service-learning activity) as part of a regular course [ACTCOLL]	PARTICCBP	1.60	1.38	0.31**	1.35	0.36**
4q. Discussed ideas from your readings or classes with others outside of class (students, family members, co-workers, etc.) [ACTCOLL]	OOCIDEAS	2.70	2.45		2.49	

* The comparison group and cohort columns on this page EXCLUDE your college.

** T-test: 2-tailed

If a row contains less than 50 respondents (please see Frequency Distribution that follows), interpret the comparison results cautiously.

Community College Survey of Student Engagement - Western Nebraska Community College (2023 Administration)
2023 Benchmark Frequency Distributions - Main Survey

Comparison Group: Nebraska Community College System in the 2023 Cohort*

[Weighted]

Active and Collaborative Learning (ACTCOLL)

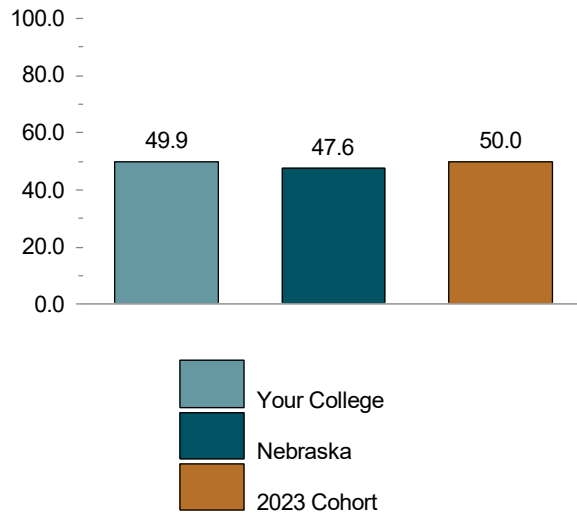
			Your College		Nebraska		2023 Cohort	
Item	Variable	Responses	Count	Percent	Count	Percent	Count	Percent
Item 4: In your experiences at this college during the current academic year, about how often have you done each of the following?								
4a. Asked questions in class or contributed to class discussions [ACTCOLL]	CLQUEST	Never	1	0.4	122	3.3	9,159	4.1
		Sometimes	32	21.2	927	25.5	65,780	29.3
		Often	66	43.2	1,209	33.3	73,395	32.7
		Very often	54	35.2	1,379	37.9	76,220	33.9
		Total	153	100.0	3,637	100.0	224,554	100.0
4b. Made a class presentation [ACTCOLL]	CLPRESEN	Never	18	11.6	1,176	32.3	73,968	33.0
		Sometimes	88	57.6	1,397	38.4	86,011	38.4
		Often	33	21.3	729	20.0	42,390	18.9
		Very often	15	9.5	336	9.2	21,749	9.7
		Total	153	100.0	3,637	100.0	224,119	100.0
4f. Worked with other students on projects during class [ACTCOLL]	CLASSGRP	Never	13	8.8	879	24.2	57,697	25.8
		Sometimes	44	28.8	1,214	33.5	77,929	34.9
		Often	49	32.1	894	24.7	53,758	24.1
		Very often	46	30.2	638	17.6	33,835	15.2
		Total	152	100.0	3,625	100.0	223,219	100.0
4g. Worked with classmates outside of class to prepare class assignments [ACTCOLL]	OCCGRP	Never	46	30.3	1,848	50.9	105,656	47.3
		Sometimes	56	36.4	1,109	30.5	69,879	31.3
		Often	21	13.5	434	11.9	30,148	13.5
		Very often	30	19.8	242	6.7	17,857	8.0
		Total	153	100.0	3,634	100.0	223,540	100.0
4h. Tutored or taught other students (paid or voluntary) [ACTCOLL]	TUTOR	Never	97	63.5	2,756	76.0	172,925	77.4
		Sometimes	35	23.0	577	15.9	34,002	15.2
		Often	10	6.6	167	4.6	9,990	4.5
		Very often	11	6.9	128	3.5	6,634	3.0
		Total	153	100.0	3,628	100.0	223,551	100.0
4i. Participated in a community-based project (service-learning activity) as part of a regular course [ACTCOLL]	PARTICCBP	Never	85	55.6	2,670	73.7	170,328	76.3
		Sometimes	51	33.6	650	17.9	35,197	15.8
		Often	9	5.9	200	5.5	11,322	5.1
		Very often	7	4.9	103	2.8	6,522	2.9
		Total	153	100.0	3,623	100.0	223,370	100.0
4q. Discussed ideas from your readings or classes with others outside of class (students, family members, co-workers, etc.) [ACTCOLL]	OOCIDEAS	Never	16	10.3	628	17.3	38,726	17.3
		Sometimes	57	37.5	1,397	38.5	81,975	36.7
		Often	37	24.1	940	25.9	58,253	26.1
		Very often	43	28.2	663	18.3	44,615	20.0
		Total	153	100.0	3,629	100.0	223,569	100.0

* The comparison group and cohort columns on this page EXCLUDE your college.

Please see Table 1 for unweighted sample and population values of demographic items.

Community College Survey of Student Engagement
Western Nebraska Community College (2023 Administration)
2023 Benchmark Bar Chart - Main Survey
Comparison Group: Nebraska Community College System in the 2023 Cohort*

[Weighted]
Student Effort (STUEFF)



* The comparison group and cohort bars on this page INCLUDE your college.

17JUL23

**Community College Survey of Student Engagement - Western Nebraska Community College (2023 Administration)
2023 Benchmark Means Report - Main Survey**

Comparison Group: Nebraska Community College System in the 2023 Cohort*

[Weighted]
Student Effort (STUEFF)

		Your College	Nebraska		2023 Cohort	
Item	Variable	Mean	Mean	Effect Size**	Mean	Effect Size**
Item 4: In your experiences at this college during the current academic year, about how often have you done each of the following?						
1 = Never , 2 = Sometimes , 3 = Often , 4 = Very often						
4c. Prepared two or more drafts of a paper or assignment before turning it in [STUEFF]	REWROPAP	2.37	2.40		2.49	
4d. Worked on a paper or project that required integrating ideas or information from various sources [STUEFF]	INTEGRAT	2.92	2.82		2.90	
4e. Come to class without completing readings or assignments [STUEFF]	CLUNPREP	1.96	1.73	0.29**	1.71	0.32**
Item 6: During the current academic year, how much reading and writing have you done at this college?						
0 = None , 1 = 1-4 , 2 = 5-10 , 3 = 11-20 , 4 = More than 20						
6b. Number of books read on your own (not assigned) for personal enjoyment or academic enrichment [STUEFF]	BKREADOWN	0.86	1.09		1.05	
Item 10: About how many hours do you spend in a typical 7-day week doing each of the following?						
0 = None , 1 = 1-5 , 2 = 6-10 , 3 = 11-20 , 4 = 21-30 , 5 = More than 30						
10a. Preparing for class (studying, reading, writing, rehearsing, doing homework, etc.) [STUEFF]	ACADPR01	2.54	2.19	0.29**	2.22	0.27**
Item 12.1: How often have you used the following services during the current academic year?						
0 = Never , 1 = 1 time , 2 = 2-4 times , 3 = 5 or more times						
12.1d. Peer or other tutoring [STUEFF]	FREQTUTOR	0.58	0.53		0.63	
12.1e. Skill labs (writing, math, etc.) [STUEFF]	FREQLAB	1.37	0.57	0.78**	0.71	0.62**
12.1h. Computer lab [STUEFF]	FREQCOMLB	0.80	0.67		0.75	

* The comparison group and cohort columns on this page EXCLUDE your college.

** T-test: 2-tailed

If a row contains less than 50 respondents (please see Frequency Distribution that follows), interpret the comparison results cautiously.

Community College Survey of Student Engagement - Western Nebraska Community College (2023 Administration)
2023 Benchmark Frequency Distributions - Main Survey

Comparison Group: Nebraska Community College System in the 2023 Cohort*

[Weighted]
 Student Effort (STUEFF)

Item	Variable	Responses	Your College		Nebraska		2023 Cohort	
			Count	Percent	Count	Percent	Count	Percent
Item 4: In your experiences at this college during the current academic year, about how often have you done each of the following?								
4c. Prepared two or more drafts of a paper or assignment before turning it in [STUEFF]	REWROPAP	Never	40	26.4	800	22.0	46,011	20.6
		Sometimes	48	31.3	1,249	34.4	68,001	30.4
		Often	32	21.0	930	25.6	62,966	28.2
		Very often	33	21.4	655	18.0	46,684	20.9
		Total	152	100.0	3,633	100.0	223,662	100.0
4d. Worked on a paper or project that required integrating ideas or information from various sources [STUEFF]	INTEGRAT	Never	12	7.6	362	10.0	20,771	9.3
		Sometimes	39	25.5	952	26.2	52,480	23.4
		Often	51	33.7	1,298	35.7	78,669	35.1
		Very often	51	33.2	1,021	28.1	71,966	32.1
		Total	153	100.0	3,633	100.0	223,887	100.0
4e. Come to class without completing readings or assignments [STUEFF]	CLUNPREP	Never	50	32.6	1,643	45.2	102,344	45.7
		Sometimes	75	48.7	1,509	41.5	93,377	41.7
		Often	13	8.6	309	8.5	18,047	8.1
		Very often	16	10.1	172	4.7	9,940	4.4
		Total	153	100.0	3,633	100.0	223,708	100.0
Item 6: During the current academic year, how much reading and writing have you done at this college?								
6b. Number of books read on your own (not assigned) for personal enjoyment or academic enrichment [STUEFF]	BKREADOWN	None	58	38.5	1,037	30.5	67,069	31.5
		1-4	72	47.8	1,588	46.8	97,983	46.1
		5-10	12	8.0	409	12.0	27,758	13.1
		11-20	1	0.6	165	4.9	9,829	4.6
		More than 20	8	5.0	197	5.8	10,031	4.7
		Total	152	100.0	3,397	100.0	212,670	100.0
Item 10: About how many hours do you spend in a typical 7-day week doing each of the following?								
10a. Preparing for class (studying, reading, writing, rehearsing, doing homework, etc.) [STUEFF]	ACADPR01	None	0	0.3	45	1.4	2,641	1.3
		1-5	49	32.4	1,061	32.6	66,997	32.4
		6-10	28	18.5	982	30.2	62,428	30.2
		11-20	37	24.3	715	22.0	43,923	21.2
		21-30	16	10.5	292	9.0	18,780	9.1
		More than 30	21	14.0	162	5.0	11,955	5.8
		Total	151	100.0	3,257	100.0	206,724	100.0
Item 12.1: How often have you used the following services during the current academic year?								
12.1d. Peer or other tutoring [STUEFF]	FREQTUTOR	Never	109	72.8	2,285	73.0	134,316	67.6
		1 time	10	6.9	274	8.7	21,413	10.8
		2-4 times	15	9.9	343	10.9	25,637	12.9
		5 or more times	16	10.4	230	7.4	17,188	8.7
		Total	150	100.0	3,132	100.0	198,554	100.0

* The comparison group and cohort columns on this page EXCLUDE your college.
 Please see Table 1 for unweighted sample and population values of demographic items.

Community College Survey of Student Engagement - Western Nebraska Community College (2023 Administration)
2023 Benchmark Frequency Distributions - Main Survey

Comparison Group: Nebraska Community College System in the 2023 Cohort*

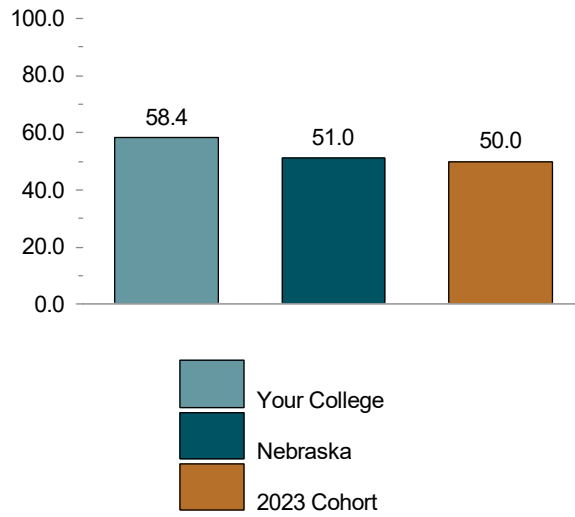
[Weighted]
 Student Effort (STUEFF)

Item	Variable	Responses	Your College		Nebraska		2023 Cohort	
			Count	Percent	Count	Percent	Count	Percent
Item 12.1: How often have you used the following services during the current academic year?								
12.1e. Skill labs (writing, math, etc.) [STUEFF]	FREQLAB	Never	69	46.2	2,259	72.1	130,489	65.8
		1 time	6	4.0	219	7.0	18,477	9.3
		2-4 times	24	16.1	382	12.2	26,707	13.5
		5 or more times	50	33.7	272	8.7	22,658	11.4
		Total	149	100.0	3,132	100.0	198,331	100.0
12.1h. Computer lab [STUEFF]	FREQCOMLB	Never	100	67.1	2,113	67.5	127,653	64.3
		1 time	4	2.8	293	9.3	18,585	9.4
		2-4 times	20	13.1	376	12.0	26,499	13.4
		5 or more times	25	16.9	349	11.1	25,734	13.0
		Total	149	100.0	3,131	100.0	198,470	100.0

* The comparison group and cohort columns on this page EXCLUDE your college.
 Please see Table 1 for unweighted sample and population values of demographic items.

Community College Survey of Student Engagement
Western Nebraska Community College (2023 Administration)
2023 Benchmark Bar Chart - Main Survey
Comparison Group: Nebraska Community College System in the 2023 Cohort*

[Weighted]
Academic Challenge (ACCHALL)



* The comparison group and cohort bars on this page INCLUDE your college.

Community College Survey of Student Engagement - Western Nebraska Community College (2023 Administration)
2023 Benchmark Means Report - Main Survey

Comparison Group: Nebraska Community College System in the 2023 Cohort*

[Weighted]
 Academic Challenge (ACCHALL)

		Your College	Nebraska		2023 Cohort	
Item	Variable	Mean	Mean	Effect Size**	Mean	Effect Size**
Item 4: In your experiences at this college during the current academic year, about how often have you done each of the following?						
1 = Never, 2 = Sometimes, 3 = Often, 4 = Very often						
4o. Worked harder than you thought you could to meet an instructor's standards or expectations [ACCHALL]	WORKHARD	2.84	2.70		2.70	
Item 5: During the current academic year, how much has your coursework at this college emphasized the following mental activities?						
1 = Very little, 2 = Some, 3 = Quite a bit, 4 = Very much						
5b. Analyzing the basic elements of an idea, experience, or theory [ACCHALL]	ANALYZE	3.12	3.01		3.02	
5c. Forming a new idea or understanding from various pieces of information [ACCHALL]	NEWIDEAS	3.25	2.97	0.34**	2.99	0.30**
5d. Making judgements about the value or soundness of information, arguments, or methods [ACCHALL]	EVALUATE	2.97	2.73		2.74	
5e. Applying theories or concepts to practical problems or in new situations [ACCHALL]	APPLYING	3.08	2.95		2.89	
5f. Using information you have read or heard to perform a new skill [ACCHALL]	PERFORM	3.25	3.10		3.00	
Item 6: During the current academic year, how much reading and writing have you done at this college?						
0 = None, 1 = 1-4, 2 = 5-10, 3 = 11-20, 4 = More than 20						
6a. Number of assigned textbooks, manuals, books, or packets of course readings [ACCHALL]	ASSIGREAD	1.81	1.86		1.87	
6c. Number of written papers or reports of any length [ACCHALL]	NUMPAPRRPTS	2.16	1.73	0.37**	1.79	0.32**
Item 7						
1 = Extremely easy, 2 = (2), 3 = (3), 4 = (4), 5 = (5), 6 = (6), 7 = Extremely challenging						
7. Mark the response that best represents the extent to which your examinations during the current academic year have challenged you to do your best work at this college [ACCHALL]	CHALNGXAM	5.73	5.39	0.30**	5.30	0.36**
Item 9: How much does this college emphasize the following?						
1 = Very little, 2 = Some, 3 = Quite a bit, 4 = Very much						
9a. Encouraging you to spend significant amounts of time studying [ACCHALL]	ENVSCHOL	3.21	3.01		3.06	

* The comparison group and cohort columns on this page EXCLUDE your college.

** T-test: 2-tailed

If a row contains less than 50 respondents (please see Frequency Distribution that follows), interpret the comparison results cautiously.

Community College Survey of Student Engagement - Western Nebraska Community College (2023 Administration)
2023 Benchmark Frequency Distributions - Main Survey

Comparison Group: Nebraska Community College System in the 2023 Cohort*

[Weighted]
 Academic Challenge (ACCHALL)

Item	Variable	Responses	Your College		Nebraska		2023 Cohort	
			Count	Percent	Count	Percent	Count	Percent
Item 4: In your experiences at this college during the current academic year, about how often have you done each of the following?								
4a. Worked harder than you thought you could to meet an instructor's standards or expectations [ACCHALL]	WORKHARD	Never	12	8.1	304	8.4	20,614	9.2
		Sometimes	47	30.7	1,268	35.0	76,933	34.4
		Often	47	30.7	1,248	34.4	74,721	33.4
		Very often	47	30.5	806	22.2	51,213	22.9
		Total	153	100.0	3,626	100.0	223,480	100.0
Item 5: During the current academic year, how much has your coursework at this college emphasized the following mental activities?								
5b. Analyzing the basic elements of an idea, experience, or theory [ACCHALL]	ANALYZE	Very little	3	2.0	99	2.9	8,276	3.8
		Some	32	20.7	798	23.3	48,157	22.4
		Quite a bit	62	40.4	1,505	44.0	90,092	41.9
		Very much	56	36.9	1,020	29.8	68,452	31.8
		Total	153	100.0	3,423	100.0	214,977	100.0
5c. Forming a new idea or understanding from various pieces of information [ACCHALL]	NEWIDEAS	Very little	2	1.2	139	4.0	10,074	4.7
		Some	25	16.6	855	25.0	50,323	23.4
		Quite a bit	58	38.2	1,421	41.4	85,248	39.7
		Very much	67	44.0	1,013	29.6	69,019	32.2
		Total	152	100.0	3,429	100.0	214,664	100.0
5d. Making judgements about the value or soundness of information, arguments, or methods [ACCHALL]	EVALUATE	Very little	10	6.4	317	9.3	23,307	10.9
		Some	39	25.5	1,058	30.9	63,003	29.3
		Quite a bit	51	33.2	1,273	37.1	74,892	34.9
		Very much	53	34.9	780	22.8	53,541	24.9
		Total	153	100.0	3,429	100.0	214,743	100.0
5e. Applying theories or concepts to practical problems or in new situations [ACCHALL]	APPLYING	Very little	8	5.0	189	5.5	16,228	7.6
		Some	28	18.0	862	25.1	56,037	26.1
		Quite a bit	62	40.7	1,297	37.8	77,078	35.9
		Very much	55	36.3	1,080	31.5	65,574	30.5
		Total	153	100.0	3,428	100.0	214,918	100.0
5f. Using information you have read or heard to perform a new skill [ACCHALL]	PERFORM	Very little	3	1.6	146	4.3	14,349	6.7
		Some	24	15.5	717	20.9	49,299	22.9
		Quite a bit	61	39.6	1,221	35.6	73,646	34.2
		Very much	66	43.3	1,350	39.3	77,993	36.2
		Total	153	100.0	3,433	100.0	215,287	100.0
Item 6: During the current academic year, how much reading and writing have you done at this college?								
6a. Number of assigned textbooks, manuals, books, or packets of course readings [ACCHALL]	ASSIGREAD	None	0	N/A	79	2.3	6,771	3.2
		1-4	75	49.8	1,615	47.5	96,524	45.4
		5-10	45	29.5	849	25.0	54,295	25.6
		11-20	16	10.6	411	12.1	27,663	13.0
		More than 20	15	10.1	445	13.1	27,158	12.8
		Total	151	100.0	3,400	100.0	212,411	100.0

* The comparison group and cohort columns on this page EXCLUDE your college.
 Please see Table 1 for unweighted sample and population values of demographic items.

Community College Survey of Student Engagement - Western Nebraska Community College (2023 Administration)
2023 Benchmark Frequency Distributions - Main Survey

Comparison Group: Nebraska Community College System in the 2023 Cohort*

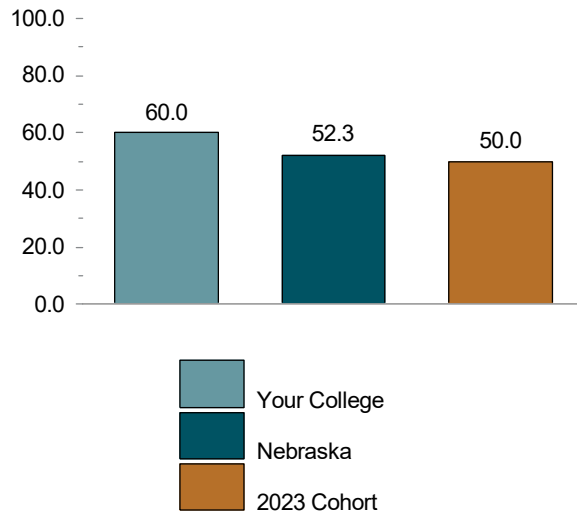
[Weighted]
 Academic Challenge (ACCHALL)

Item	Variable	Responses	Your College		Nebraska		2023 Cohort	
			Count	Percent	Count	Percent	Count	Percent
Item 6: During the current academic year, how much reading and writing have you done at this college?								
6c. Number of written papers or reports of any length [ACCHALL]	NUMPAPRRPTS	None	9	5.7	443	13.0	24,292	11.4
		1-4	43	28.3	1,165	34.3	71,408	33.6
		5-10	47	31.3	976	28.7	62,594	29.4
		11-20	21	14.1	489	14.4	32,991	15.5
		More than 20	31	20.6	325	9.6	21,305	10.0
		Total	152	100.0	3,398	100.0	212,588	100.0
Item 7								
7. Mark the response that best represents the extent to which your examinations during the current academic year have challenged you to do your best work at this college [ACCHALL]	CHALNGXAM	Extremely easy	0	N/A	19	0.6	1,519	0.7
		(2)	0	0.3	41	1.2	3,015	1.4
		(3)	2	1.4	89	2.6	7,615	3.6
		(4)	16	10.7	451	13.3	36,824	17.6
		(5)	45	29.5	1,167	34.4	67,110	32.0
		(6)	44	28.9	1,082	31.9	57,415	27.4
		Extremely challenging	44	29.1	540	15.9	36,026	17.2
		Total	152	100.0	3,389	100.0	209,523	100.0
Item 9: How much does this college emphasize the following?								
9a. Encouraging you to spend significant amounts of time studying [ACCHALL]	ENVSCHOL	Very little	2	1.2	118	3.6	7,754	3.7
		Some	28	18.9	777	23.5	44,347	21.3
		Quite a bit	57	37.5	1,366	41.4	83,736	40.2
		Very much	64	42.4	1,042	31.5	72,692	34.9
		Total	151	100.0	3,304	100.0	208,529	100.0

* The comparison group and cohort columns on this page EXCLUDE your college.
 Please see Table 1 for unweighted sample and population values of demographic items.

Community College Survey of Student Engagement
Western Nebraska Community College (2023 Administration)
2023 Benchmark Bar Chart - Main Survey
Comparison Group: Nebraska Community College System in the 2023 Cohort*

[Weighted]
Student-Faculty Interaction (STUFAC)



* The comparison group and cohort bars on this page INCLUDE your college.

Community College Survey of Student Engagement - Western Nebraska Community College (2023 Administration)
2023 Benchmark Means Report - Main Survey

Comparison Group: Nebraska Community College System in the 2023 Cohort*

[Weighted]
 Student-Faculty Interaction (STUFAC)

		Your College	Nebraska		2023 Cohort	
Item	Variable	Mean	Mean	Effect Size**	Mean	Effect Size**
Item 4: In your experiences at this college during the current academic year, about how often have you done each of the following?						
1 = Never, 2 = Sometimes , 3 = Often , 4 = Very often						
4j. Used e-mail to communicate with an instructor [STUFAC]	EMAIL	3.42	3.07	0.41**	3.19	0.28**
4k. Discussed grades or assignments with an instructor [STUFAC]	FACGRADE	2.89	2.59	0.32**	2.64	
4l. Talked about career plans with an instructor or advisor [STUFAC]	FACPLANS	2.63	2.32	0.32**	2.24	0.40**
4m. Discussed ideas from your readings or classes with instructors outside of class [STUFAC]	FACIDEAS	2.16	1.86	0.31**	1.82	0.37**
4n. Received prompt feedback (written or oral) from instructors on your performance [STUFAC]	FACFEED	2.95	3.00		2.94	
4p. Worked with instructors on activities other than coursework [STUFAC]	FACOTH	1.77	1.63		1.51	0.31**

* The comparison group and cohort columns on this page EXCLUDE your college.

** T-test: 2-tailed

If a row contains less than 50 respondents (please see Frequency Distribution that follows), interpret the comparison results cautiously.

Community College Survey of Student Engagement - Western Nebraska Community College (2023 Administration)
2023 Benchmark Frequency Distributions - Main Survey

Comparison Group: Nebraska Community College System in the 2023 Cohort*

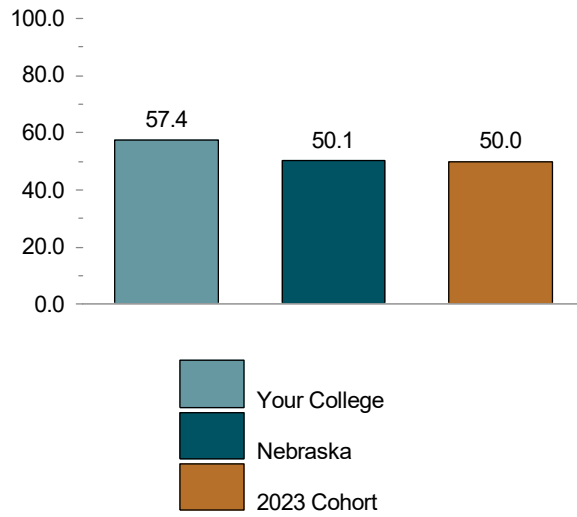
[Weighted]
 Student-Faculty Interaction (STUFAC)

Item	Variable	Responses	Your College		Nebraska		2023 Cohort	
			Count	Percent	Count	Percent	Count	Percent
Item 4: In your experiences at this college during the current academic year, about how often have you done each of the following?								
4j. Used e-mail to communicate with an instructor [STUFAC]	EMAIL	Never	0	N/A	119	3.3	5,902	2.6
		Sometimes	23	15.2	958	26.3	48,396	21.6
		Often	42	27.2	1,124	30.9	67,249	30.1
		Very often	88	57.6	1,437	39.5	102,048	45.6
		Total	153	100.0	3,638	100.0	223,594	100.0
4k. Discussed grades or assignments with an instructor [STUFAC]	FACGRADE	Never	7	4.7	378	10.4	23,666	10.6
		Sometimes	52	34.3	1,526	42.0	86,043	38.4
		Often	44	28.5	952	26.2	60,256	26.9
		Very often	50	32.5	777	21.4	53,866	24.1
		Total	153	100.0	3,634	100.0	223,831	100.0
4l. Talked about career plans with an instructor or advisor [STUFAC]	FACPLANS	Never	13	8.3	767	21.1	54,829	24.5
		Sometimes	65	42.3	1,490	41.0	92,070	41.2
		Often	42	27.3	812	22.3	44,848	20.1
		Very often	34	22.1	564	15.5	31,651	14.2
		Total	153	100.0	3,632	100.0	223,398	100.0
4m. Discussed ideas from your readings or classes with instructors outside of class [STUFAC]	FACIDEAS	Never	44	29.1	1,592	43.8	102,564	46.0
		Sometimes	65	42.6	1,262	34.7	76,072	34.1
		Often	18	11.8	458	12.6	27,334	12.3
		Very often	25	16.5	320	8.8	17,028	7.6
		Total	153	100.0	3,632	100.0	222,999	100.0
4n. Received prompt feedback (written or oral) from instructors on your performance [STUFAC]	FACFEED	Never	7	4.6	168	4.6	11,684	5.2
		Sometimes	42	27.5	901	24.8	58,928	26.4
		Often	55	36.3	1,331	36.7	83,343	37.3
		Very often	48	31.6	1,227	33.8	69,495	31.1
		Total	152	100.0	3,628	100.0	223,450	100.0
4p. Worked with instructors on activities other than coursework [STUFAC]	FACOTH	Never	76	49.5	2,141	59.0	146,445	65.8
		Sometimes	50	32.5	916	25.3	48,472	21.8
		Often	15	9.5	348	9.6	17,308	7.8
		Very often	13	8.4	222	6.1	10,364	4.7
		Total	153	100.0	3,626	100.0	222,589	100.0

* The comparison group and cohort columns on this page EXCLUDE your college.
 Please see Table 1 for unweighted sample and population values of demographic items.

Community College Survey of Student Engagement
Western Nebraska Community College (2023 Administration)
2023 Benchmark Bar Chart - Main Survey
Comparison Group: Nebraska Community College System in the 2023 Cohort*

[Weighted]
Support for Learners (SUPPORT)



* The comparison group and cohort bars on this page INCLUDE your college.

Community College Survey of Student Engagement - Western Nebraska Community College (2023 Administration)
2023 Benchmark Means Report - Main Survey

Comparison Group: Nebraska Community College System in the 2023 Cohort*

[Weighted]
 Support for Learners (SUPPORT)

		Your College	Nebraska		2023 Cohort	
Item	Variable	Mean	Mean	Effect Size**	Mean	Effect Size**
Item 9: How much does this college emphasize the following?						
1 = Very little , 2 = Some , 3 = Quite a bit , 4 = Very much						
9b. Providing the support you need to help you succeed at this college [SUPPORT]	ENVSUPRT	3.32	3.19		3.15	
9c. Encouraging contact among students from different economic, social, and racial or ethnic backgrounds [SUPPORT]	ENVDIVRS	3.05	2.73	0.33**	2.74	0.30**
9d. Helping you cope with your non-academic responsibilities (work, family, etc.) [SUPPORT]	ENVNACAD	2.45	2.29		2.25	
9e. Providing the support you need to thrive socially [SUPPORT]	ENVSOCAL	2.40	2.48		2.41	
9f. Providing the financial support you need to afford your education [SUPPORT]	FINSUPP	2.94	2.73		2.76	
Item 12.1: How often have you used the following services during the current academic year?						
0 = Never , 1 = 1 time , 2 = 2-4 times , 3 = 5 or more times						
12.1a. Academic advising/planning [SUPPORT]	FREQACAD	1.92	1.49	0.43**	1.60	0.34**
12.1b. Career counseling [SUPPORT]	FREQCACOU	0.86	0.52	0.38**	0.61	0.27**

* The comparison group and cohort columns on this page EXCLUDE your college.

** T-test: 2-tailed

If a row contains less than 50 respondents (please see Frequency Distribution that follows), interpret the comparison results cautiously.

Community College Survey of Student Engagement - Western Nebraska Community College (2023 Administration)
2023 Benchmark Frequency Distributions - Main Survey

Comparison Group: Nebraska Community College System in the 2023 Cohort*

[Weighted]
 Support for Learners (SUPPORT)

Item	Variable	Responses	Your College		Nebraska		2023 Cohort	
			Count	Percent	Count	Percent	Count	Percent
Item 9: How much does this college emphasize the following?								
9b. Providing the support you need to help you succeed at this college [SUPPORT]	ENVSUPRT	Very little	3	1.7	123	3.7	8,374	4.0
		Some	21	13.8	552	16.7	37,512	18.0
		Quite a bit	54	35.7	1,212	36.7	76,086	36.5
		Very much	74	48.9	1,415	42.8	86,393	41.5
		Total	151	100.0	3,301	100.0	208,365	100.0
9c. Encouraging contact among students from different economic, social, and racial or ethnic backgrounds [SUPPORT]	ENVDIVRS	Very little	11	7.0	429	13.0	28,595	13.8
		Some	29	19.3	905	27.5	55,896	26.9
		Quite a bit	54	35.5	1,098	33.3	63,353	30.5
		Very much	58	38.2	865	26.2	60,065	28.9
		Total	151	100.0	3,297	100.0	207,909	100.0
9d. Helping you cope with your non-academic responsibilities (work, family, etc.) [SUPPORT]	ENVNACAD	Very little	22	14.9	885	26.9	60,410	29.1
		Some	68	45.5	1,125	34.1	67,949	32.7
		Quite a bit	29	19.6	734	22.3	45,613	21.9
		Very much	30	20.0	550	16.7	33,859	16.3
		Total	150	100.0	3,294	100.0	207,831	100.0
9e. Providing the support you need to thrive socially [SUPPORT]	ENVSOCAL	Very little	31	20.8	603	18.3	45,028	21.7
		Some	58	38.6	1,170	35.6	71,263	34.3
		Quite a bit	30	20.1	863	26.2	52,399	25.2
		Very much	31	20.5	655	19.9	39,090	18.8
		Total	151	100.0	3,290	100.0	207,779	100.0
9f. Providing the financial support you need to afford your education [SUPPORT]	FINSUPP	Very little	22	14.7	518	15.7	32,340	15.6
		Some	30	19.7	882	26.8	51,898	25.0
		Quite a bit	35	23.1	873	26.5	56,358	27.1
		Very much	64	42.6	1,020	31.0	67,147	32.3
		Total	151	100.0	3,294	100.0	207,743	100.0
Item 12.1: How often have you used the following services during the current academic year?								
12.1a. Academic advising/planning [SUPPORT]	FREQACAD	Never	14	9.1	718	22.9	34,906	17.5
		1 time	24	16.3	670	21.4	43,071	21.6
		2-4 times	71	47.8	1,233	39.3	89,311	44.8
		5 or more times	40	26.9	516	16.4	32,247	16.2
		Total	150	100.0	3,137	100.0	199,534	100.0
12.1b. Career counseling [SUPPORT]	FREQCACOU	Never	74	49.5	2,145	68.4	126,327	63.5
		1 time	37	25.0	465	14.8	32,494	16.3
		2-4 times	23	15.4	397	12.7	31,172	15.7
		5 or more times	15	10.0	129	4.1	9,082	4.6
		Total	150	100.0	3,136	100.0	199,075	100.0

* The comparison group and cohort columns on this page EXCLUDE your college.
 Please see Table 1 for unweighted sample and population values of demographic items.

Colleges in the Comparison Group

Comparison Group: Nebraska Community College System in the 2023 Cohort

Institution	State	Year
Central Community College	NE	2023
Metropolitan Community College	NE	2023
Mid-Plains Community College	NE	2023
Northeast Community College	NE	2023
Southeast Community College	NE	2023